

# Blends

## Clip Cards

Thanks for choosing these blends clip cards. They make a wonderful addition to learning centres.

### Instructions

- ♥ Print and laminate the clip cards
- ♥ Choose the cards you'd like the children to focus on
- ♥ Place them next to a container of pegs
- ♥ Clip the correct answer with a peg
- ♥ Optional: Turn the cards over and place a sticker or dot behind the correct answer.



### Terms of Use

You are permitted to use these resources for your own classroom use. Please direct anyone to my store or website if they wish to have their own copies of these resources. You can show sample pictures of my resources being used on your classroom website or blog if you provide a link to my TPT store or website [www.fairypoppins.com](http://www.fairypoppins.com). Thanks.


### Credits

Cute resources would not be possible without great graphics. A big thank you to these talented graphic designers for the use of their graphics in the creation of this resource.

Fudgy Brownies  
MyCuteGraphics



## You may also like...




# Blends

## Clip Cards



© Fairy Poppins




\_\_ \_\_ ocks

© Fairy Poppins

bl

cl

br




\_\_ \_\_ anket

© Fairy Poppins

bl

cl

br



\_\_ \_\_ othes

© Fairy Poppins

sl

bl

cl



\_\_ \_\_ ean

© Fairy Poppins

sl

cl

cr




\_\_ \_\_ ower

© Fairy Poppins

pl

fl

cl



\_\_ \_\_ y

© Fairy Poppins

cl

sl

fl



\_\_ \_\_ asses

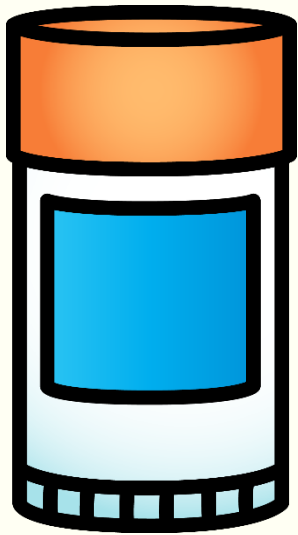
© Fairy Poppins

sl

gl

fl






\_\_ \_ ue

© Fairy Poppins

sl

gl

fl



\_\_ \_ ug

© Fairy Poppins

cl

gl

pl



\_\_ \_ ant

© Fairy Poppins

fl

pl

fr




\_\_ \_ eep

© Fairy Poppins

gr

sl

gl




\_\_ \_\_ ide

© Fairy Poppins

pl

sw

sl




\_\_ \_\_ oom

© Fairy Poppins

fl

br

pl




\_\_ \_\_ ead

© Fairy Poppins

sw

tr

br




\_\_ \_\_ own

© Fairy Poppins

cr

pl

br




\_\_ \_\_ ocodile

© Fairy Poppins

br

fr

cr




\_\_ \_\_ um

© Fairy Poppins

dr

pr

br



\_\_ \_\_ ess

© Fairy Poppins

dr

tr

br




\_\_ \_\_ uit

© Fairy Poppins

gl

cr

fr




\_\_ \_\_ og

© Fairy Poppins

tr

pl

fr




\_\_ \_\_ ass

© Fairy Poppins

gr

gl

dr



\_\_ \_\_ apes

© Fairy Poppins

fl

gr

tr



\_\_ \_\_ esent


© Fairy Poppins

pl

tr

pr





\_\_ \_\_ inter

© Fairy Poppins

pl

pr

sl




\_\_ \_\_ ee

© Fairy Poppins

tr

sl

tw




\_\_ \_\_ ain

© Fairy Poppins

pr

dr

tr




\_\_ \_\_ arf

© Fairy Poppins

cr

sl

sc



\_\_ \_\_ ooter

© Fairy Poppins

sl

fr

sc



\_\_ \_\_ unk

© Fairy Poppins

tr

sl

sk



\_\_ \_\_ i

© Fairy Poppins

pr

sk

sl




\_\_ \_\_ ell

© Fairy Poppins

tr

sm

cl




\_\_ \_ oke

© Fairy Poppins

dr

sm

br




\_\_ \_ ail

© Fairy Poppins

sn

sl

cr




\_\_ \_ ack

© Fairy Poppins

sn

sk

sl




\_\_ \_ ill

© Fairy Poppins

dr

sp

fl




\_\_ \_ ace

© Fairy Poppins

dr

sp

cl



\_\_ \_ ing

© Fairy Poppins

sn

sl

st



\_\_ \_ orm

© Fairy Poppins

st

gl

sw



\_\_ \_ eep


© Fairy Poppins

dr

tw

sw





\_\_ \_ an

© Fairy Poppins

dr

sp

sw




\_\_ \_ elve

© Fairy Poppins

sn

tw

sw



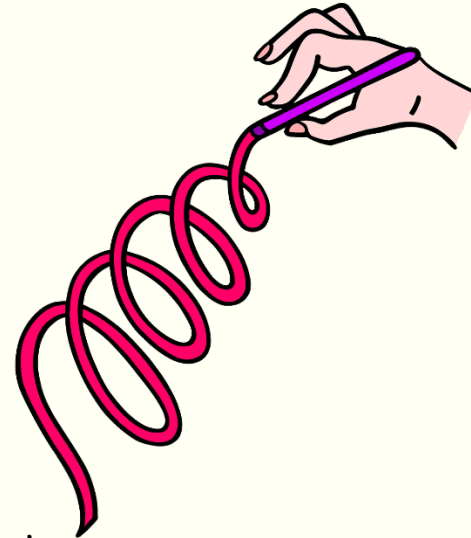
\_\_ \_ ins

© Fairy Poppins

tw

sl

gr



\_\_ \_ irl

© Fairy Poppins

dr

tw

sw