

Vowel Teams

Clip Cards

Thanks for choosing these vowel team clip cards. They make a wonderful addition to learning centres.

Instructions

- ♥ Print and laminate the clip cards
- ♥ Choose the cards you'd like the children to focus on
- ♥ Place them next to a container of pegs
- ♥ Clip the correct answer with a peg
- ♥ Optional: Turn the cards over and place a sticker or dot behind the correct answer.



Terms of Use

You are permitted to use these resources for your own classroom use. Please direct anyone to my store or website if they wish to have their own copies of these resources. You can show sample pictures of my resources being used on your classroom website or blog if you provide a link to my TPT store or website www.fairypoppins.com. Thanks.

Credits

Cute resources would not be possible without great graphics. A big thank you to these talented graphic designers for the use of their graphics in the creation of this resource.

Fudgy Brownies
MyCuteGraphics



Jessica Weible
illustrations



You may also like...

ea

read eat

leaf

oa

boat toast

road

Vowel Graphemes
Phonics Posters
 • Short Vowels
 • Long Vowels
 • Vowel Digraphs & Diphthongs

SET 3

food snake
 boot rope rake

50 Posters

WORD STUDY
 CVCe & CVVC Long Vowels

Unit 3 Support Materials

Score 25

toad knock sh
 stone
 coat
 load
 drop foam
 whole
 Start

Slide down the rainbow

Go forward 3 places

Short o and long o

box rode

WORD STUDY
 Diphthongs

Unit 6 Support Materials

Score 21

voice foil joint choice cha
 oil
 toy boy
 whole
 coin
 loan boil moist mole join
 point soy soil whole joy

Long - oi, oy

Start

Score 15

Word Search
 Short u and Long u (CVCe and CVVC)

A	S	M	O	O	T	H	Y	F	Z
Q	K	B	L	O	O	M	O	O	N
J	U	R	S	P	O	O	N	O	P
N	O	T	O	O	T	H	D	E	
K	O	S	K	U	N	K	X	N	
E	M	I	T	R	U	S	T	U	
C	U	B	E	D	U	D	E	R	
F	I	T	I	T	B	U	M	P	
R	U	S	T	M	A				

lone
 coast
 block whole song croak soak

crust
 food
 juice
 tooth
 trust
 skunk
 smooth
 slide

Score 15

Word Search
 Short u and Long u (CVCe and CVVC)

r	t	r	s	t	b	r	o	o	m	s	u	i	t					
t	o	o	t	h	o	o	s	m	o	o	f	o	o	d	f	r	i	t

trust broom bloom suit
 tooth smooth food fruit

fairy left one dollar under the boy's pillow.
 thought his friend was a cool _____.
 og's fur felt silky and _____.
 girl woke up in a happy _____.
 flowers looked beautiful when they began to _____.
 teacher knew she could _____ her students to try their _____.

man wore his best _____ to his job interview.
 banana is a yellow _____.
 smell of _____ made the children feel hungry.
 stories a witch is often seen flying on a _____.

Try unscrambling these words.


- becu _____
- unepn _____
- noops _____
- nomo _____
- uicje _____
- uildb _____
- kunsk _____
- mpbu _____
- strcu _____

Vowel Teams

Clip Cards



© Fairy Poppins



b _ _ k

© Fairy Poppins

oo

au

oi




c _ _ k

© Fairy Poppins

oi

au

oo



m _ _ n

© Fairy Poppins

oi

oo

aw



b _ _ t

© Fairy Poppins

oo

au

oi



p _ _ nt

© Fairy Poppins

oo

au

oi



b _ _ l

© Fairy Poppins

oi

au

oo



l _ _ d

© Fairy Poppins

oi

ou

aw



__ _ t

© Fairy Poppins

oo

ou

oi



l __ _ ndry

© Fairy Poppins

oo

au

oi



s __ _ ce

© Fairy Poppins

oo

au

ou



p __ _

© Fairy Poppins

oi

ou

aw



str _ _

© Fairy Poppins

oo

aw

oi



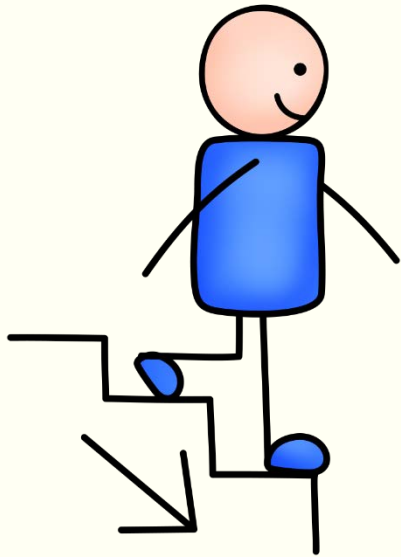
sh _ _ er

© Fairy Poppins

oo

au

ow




d _ _ n

© Fairy Poppins

oo

ow

oi




cowb _ _

© Fairy Poppins

oy

ou

aw




t _ _

© Fairy Poppins

oo

ou

oy



p _ _ nt

© Fairy Poppins

ai

au

ow



r _ _ n

© Fairy Poppins

oo

ai

oi



tr _ _

© Fairy Poppins

ay

ou

ai



pl __

© Fairy Poppins

ay

ou

oy




r __ d

© Fairy Poppins

ea

oo

oi




l __ f

© Fairy Poppins

ea

ai

oi



f __ d

© Fairy Poppins

oy

ee

ai




thr ___

© Fairy Poppins

ay

ee

oi




p ___

© Fairy Poppins

ea

ie

ai




fl ___ s

© Fairy Poppins

ie

ai

oi




c ___ t

© Fairy Poppins

oa

ee

ie




t _ _ st

© Fairy Poppins

ay

oa

oi



tomat _ _ s

© Fairy Poppins

ee

oe

oi




t _ _

© Fairy Poppins

ea

ai

oe



tiss _ _

© Fairy Poppins

oa

ue

oo




gl _ _

© Fairy Poppins

ay

ue

ea




fr _ _ t

© Fairy Poppins

ui

oe

oi



j _ _ ce

© Fairy Poppins

oy

ai

ui



st _ _

© Fairy Poppins

ai

ew

oy