




©  Gingerbread Number Line Addition Name _____

1. <input type="text"/> + <input type="text"/> = <input type="text"/>	6. <input type="text"/> + <input type="text"/> = <input type="text"/>
2. <input type="text"/> + <input type="text"/> = <input type="text"/>	7. <input type="text"/> + <input type="text"/> = <input type="text"/>
3. <input type="text"/> + <input type="text"/> = <input type="text"/>	8. <input type="text"/> + <input type="text"/> = <input type="text"/>
4. <input type="text"/> + <input type="text"/> = <input type="text"/>	9. <input type="text"/> + <input type="text"/> = <input type="text"/>
5. <input type="text"/> + <input type="text"/> = <input type="text"/>	

free

0 to 12 Number Line


© Fairy Poppins

Number Line Addition



These cute gingerbread number lines are a fun way for kids to learn how to solve simple addition problems using a number line. Using the dice also helps kids to practise subitizing. Please see the instructions on the next page for information on how to play.

For more teaching resources visit my TPT store [here](#).



You may also like these number practice activities. 😊



Terms of Use

You are permitted to use these resources for your own classroom use. Please direct anyone to my site www.fairypoppins.com if they wish to have their own copies of this resources. You can show sample pictures of my resources on your classroom website or blog if you provide a link to my TPT store or website www.fairypoppins.com
Thanks.

Credits

A big thank you to these talented artists for the use of their graphics.



cutesiness



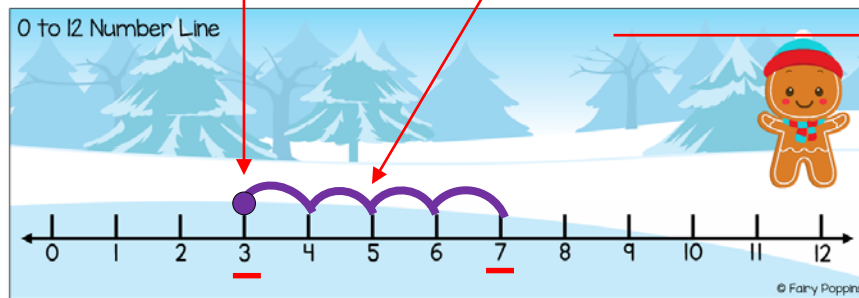
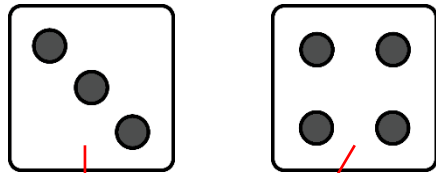
Gingerbread Number Line Addition

Materials needed:

- Number line
- Erasable marker
- Dice (1 to 6)
- Recording sheet and a pencil

How to play:

1. Roll the dice and mark that number on the number line with a dot.
2. Roll the dice again and hop that number of spaces to find the answer.
3. Record the sum on the worksheet.
4. Repeat.



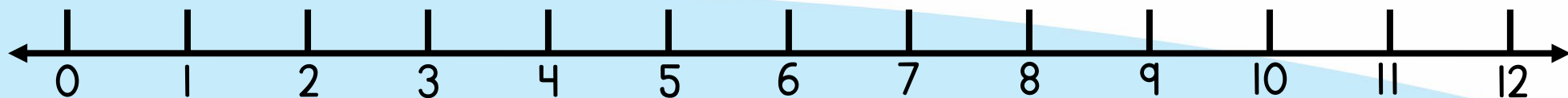
Name _____

Gingerbread Number Line Addition

1. $3 + 4 = 7$	6. $\square + \square = \square$
2. $\square + \square = \square$	7. $\square + \square = \square$
3. $\square + \square = \square$	8. $\square + \square = \square$
4. $\square + \square = \square$	9. $\square + \square = \square$
5. $\square + \square = \square$	10. $\square + \square = \square$

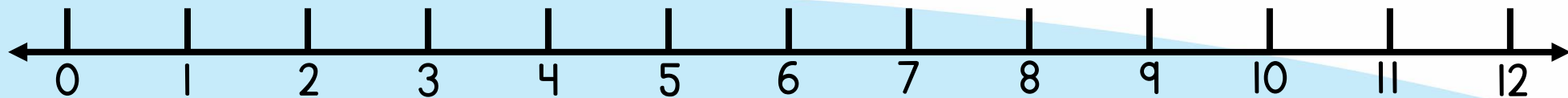
© Fairy Poppins

0 to 12 Number Line



© Fairy Poppins

0 to 12 Number Line



© Fairy Poppins



Name _____

Gingerbread Number Line Addition

1. + =

6. + =

2. + =

7. + =

3. + =

8. + =

4. + =

9. + =

5. + =

10. + =