

Space Syllables

These fun rocket ship syllable mats can be used for any pictures. I've included some space related pictures and general pictures.

For more teaching resources visit my TPT store [here](#).

Instructions



- ♥ Print on cardstock or laminate for durability.
- ♥ Lay out the three syllable rocket mats and place the picture cards in a pile.
- ♥ Choose one picture card at a time and say what it is.
- ♥ Get the children to show the number of syllables using a strategy such as clapping or body beats (e.g. 1st syllable hands on head, 2nd syllable hands on shoulders, 3rd syllable hands on waist etc.).

Terms of Use

You are permitted to use these resources for your own classroom use. Please direct anyone to my site www.fairypoppins.com if they wish to have their own copies of this resources. You can show sample pictures of my resources on your classroom website or blog if you provide a link to my TPT store or website www.fairypoppins.com. Thanks.




Credits

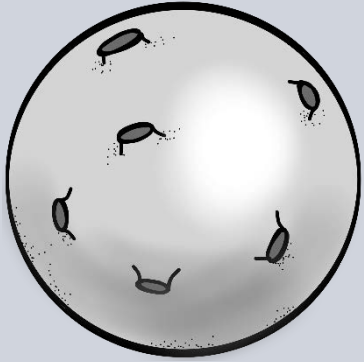
A big thank you to these talented artists for the use of their graphics.



Grafos







© Fairy Poppins

moon




© Fairy Poppins

star




© Fairy Poppins

chair




© Fairy Poppins

book



© Fairy Poppins

sun



© Fairy Poppins

dog




© Fairy Poppins

clock




© Fairy Poppins

snail




© Fairy Poppins

rocket



© Fairy Poppins

planet



© Fairy Poppins

tissue




© Fairy Poppins

spaceship




© Fairy Poppins

window



© Fairy Poppins

zebra




© Fairy Poppins

robot



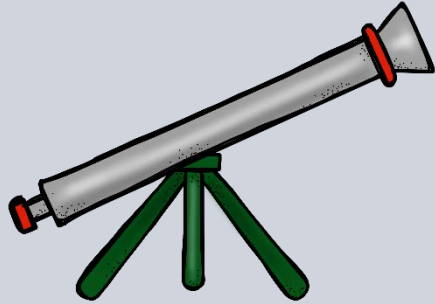
© Fairy Poppins

fairy




© Fairy Poppins

astronaut




© Fairy Poppins

telescope




© Fairy Poppins

elephant



© Fairy Poppins

camera



© Fairy Poppins

dinosaur




© Fairy Poppins

umbrella



© Fairy Poppins

volcano



© Fairy Poppins

triangle