

Classroom Management

Reward Charts





Thanks for choosing these sticker and stamp charts.

For more teaching resources and freebies visit:

www.fairypoppins.com

Instructions

- Choose the charts you like the most – sticker charts or stamp charts.
- Teach the children about how many stickers/ stamps they need to get a full chart. Most children learn the concept of the ten frame very quickly when it's in relation to their stickers - they often count how many more they need to get to ten!
- If you are displaying the charts in your classroom, you can teach the children how to write their name on their own chart and where to get another one when they've finished. I usually make multiple copies of spare charts and put them in a clear display pocket nearby along with a pencil so the kids can write their names.
- Children love taking home their completed charts to show their parents. 😊

Terms of Use



You are permitted to use these resources for your own classroom use. Please direct anyone to my store or website if they wish to have their own copies of these resources. Alternatively you can purchase a multiple user license. You can show sample photos of my resources on your classroom website or blog if you provide a link to my TPT store or website www.fairypoppins.com. Please note these are copyrighted graphics, you may not resell / redistribute / recreate / use or share these graphics in whole or in part for any reasons. Thanks.

You may also like...

Click on the picture to find out more.

Credits

A big thank you to these talented artists for the use of their graphics.



Sticker Chart

--	--	--	--	--



© Fairy Poppins

Sticker Chart

--	--	--	--	--



© Fairy Poppins

Sticker Chart

--	--	--	--	--



© Fairy Poppins

Sticker Chart



© Fairy Poppins




Sticker Chart



© Fairy Poppins




's

Sticker Chart



's

Sticker Chart




Sticker Chart

's



A grid of 12 empty circles arranged in three rows and four columns, intended for stickers.



Sticker Chart

's



A grid of 12 empty circles arranged in three rows and four columns, intended for stickers.



Stamp Chart



--	--	--	--	--

© Fairy Poppins

Stamp Chart



--	--	--	--	--

© Fairy Poppins

Stamp Chart



--	--	--	--	--

© Fairy Poppins

Stamp Chart






© Fairy Poppins

Stamp Chart






© Fairy Poppins

Stamp Chart 's





Stamp Chart 's



Stamp Chart

's



Stamp Chart

's

