

Preschool • Kindergarten

Color Games



Thanks for choosing these color games.

You may also like some of the other color activities I've made. Click on the pictures to find out more. ☺



For more teaching ideas visit:
www.fairypoppins.com

Instructions

- ♥ Print and laminate the resources for added durability.
- ♥ American and Australian spelling variations are included.
- ♥ Please read the instruction cards for further details on how to play the games.

Terms of Use

You are permitted to use these resources for your own classroom use. Please direct anyone to my store or website if they wish to have their own copies of these resources. Alternatively you can purchase a multiple user license. You can show sample photos of my resources on your classroom website or blog if you provide a link to my TPT store or website www.fairypoppins.com. Please note this resource and the graphics used are copyrighted. Under no circumstances are you permitted to resell, redistribute or recreate any resources made by Fairy Poppins. You may not use or share any of these graphics in whole or in part for any reasons. Click on the credit links below if you wish to purchase any of the graphics. Thanks.

Credits


A big thank you to these talented artists for the use of their graphics.



cutesiness



Let's Learn Colors Board Game



Materials


- Board game
- Counters
- Dice

How to play

- Roll the dice and move that number of spots.
- Say the color.
- The first player to reach the finish wins.

** Extension – think of something that is that color. E.g. A red apple.*

Gumball Colors Roll and Cover Game



Materials

- Board game
- Counters (one color per player)
- Spinner

How to play

- Spin a color.
- Cover a gumball that is that color.
- Keep playing until all of the gumballs are covered.
- The player with the most gumballs covered wins.

**Extension – Think of something that is that color e.g. A yellow banana.*

Fine Motor Color Sort




Materials

- Sorting tray labelled with a few colors
- Tweezers or tongs
- Colored pom poms or counters to sort

How to play

- Pick up a pom pom with the tweezers.
- Place it into the section containing that color.

Let's Learn Colours Board Game



Materials


- Board game
- Counters
- Dice

How to play

- Roll the dice and move that number of spots.
- Say the colour.
- The first player to reach the finish wins.

** Extension – think of something that is that colour. E.g. A red apple.*

Gumball Colours Roll and Cover Game



Materials

- Board game
- Counters (one colour per player)
- Spinner

How to play

- Spin a color.
- Cover a gumball that is that colour.
- Keep playing until all of the gumballs are covered.
- The player with the most gumballs covered wins.

**Extension – Think of something that is that colour e.g. A yellow banana.*

Fine Motor Colour Sort



Materials

- Sorting tray labelled with a few colors
- Tweezers or tongs
- Coloured pom poms or counters to sort


How to play

- Pick up a pom pom with the tweezers.
- Place it into the section containing that colour.


Let's Learn Colors Game



Finish




Start



Bonus Turn



Go Back 2 Places



Go Back 2 Places


Let's Learn Colours Game




Finish

pink	green	blue
purple	light blue	brown
red		white
orange		grey
yellow		black

Start



yellow	orange	red
Bonus Turn 		
grey		
white		
brown		
blue		
green		
orange		
yellow		
grey		
black		
red	purple	pink

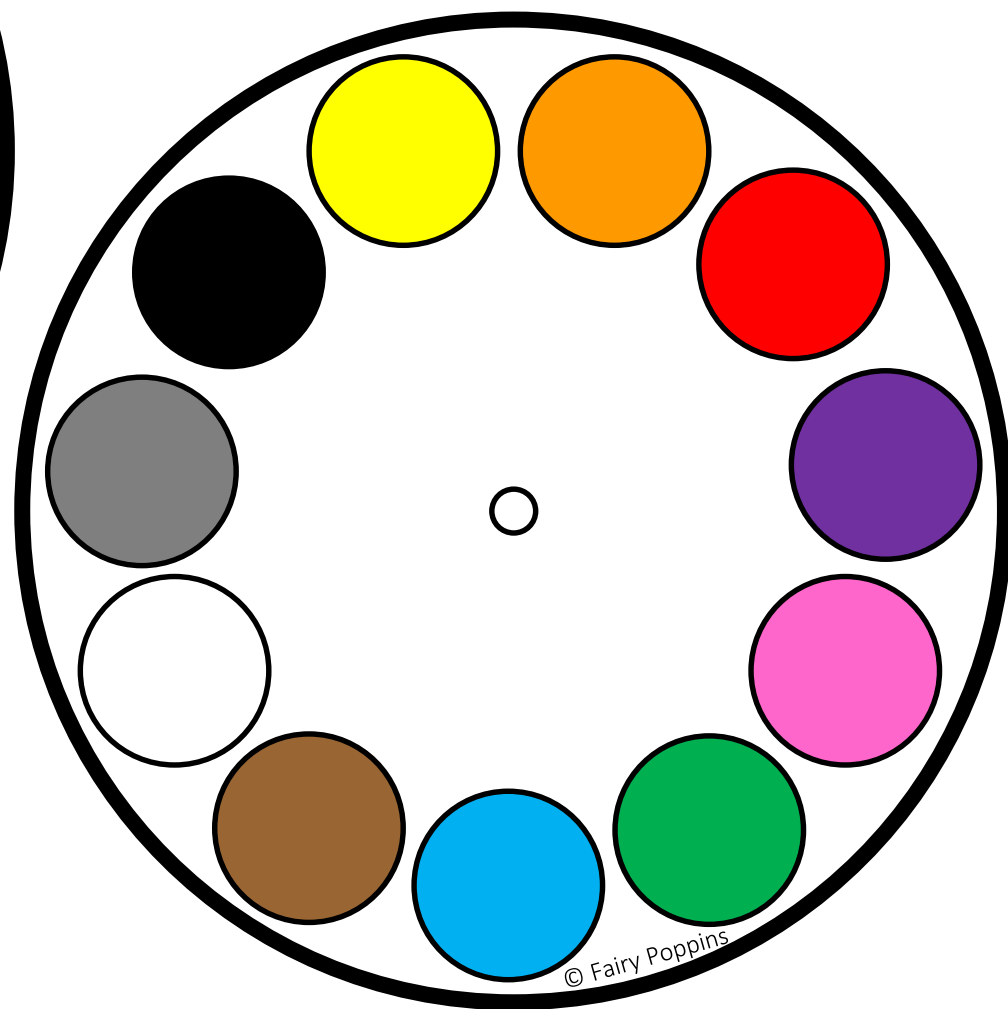
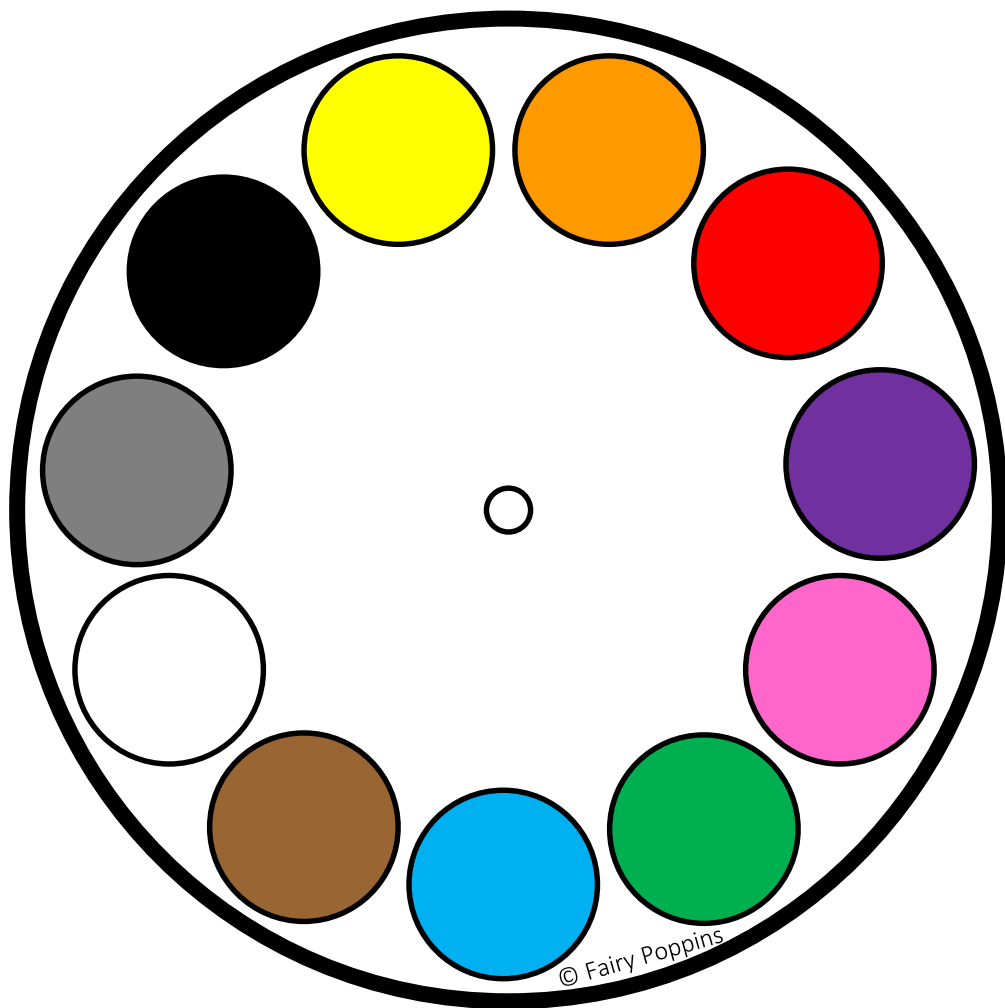
Go Back 2 Places



yellow	orange	red
purple		
pink		
green		
blue		
brown		
white		
grey		
black		



Go Back 2 Places

Spinner Instructions

- Print and laminate the spinners for added durability
- Place a plastic arrow in the center (available from education supply stores)
- Alternatively, you can spin a large paper clip around the pointy end of a pencil.







black

© Fairy Poppins

white

© Fairy Poppins

grey

© Fairy Poppins

gray

© Fairy Poppins

red

© Fairy Poppins

blue

© Fairy Poppins

green

© Fairy Poppins

yellow

© Fairy Poppins

purple

© Fairy Poppins

pink

© Fairy Poppins

orange

© Fairy Poppins

brown

© Fairy Poppins