



1. + =

2. + =

3. + =

4. + =

5. + =

6. + =

7. + =

8. + =

9. + =

Name _____

Gingerbread Number Line Addition

free

0 to 12 Number Line

© Fairy Poppins

Number Line Addition





These cute gingerbread number lines are a fun way for kids to learn how to solve simple addition problems using a number line. Using the dice also helps kids to practise subitizing. Please see the instructions on the next page for information on how to play.

For more teaching resources visit my TPT store [here](#).

Terms of Use

You are permitted to use these copyrighted resources for your own classroom use. Please direct anyone to my store or website if they wish to have their own copies of these resources. Alternatively you can purchase a multiple user license. You may not print this resource or any of my other resources and then resell it. You can show sample pictures of my resources on your classroom website or blog if you provide a link to my TPT store, Instagram ([@fairypoppinsdotcom](#)) or website [www.fairypoppins.com](#). Please note these are copyrighted graphics. You may not resell / redistribute / recreate / use or share these graphics or this resources in whole or in part for any reasons. Thanks.

Credits

A big thank you to these talented artists for the use of their graphics.



cutesiness





You may also like these activities.
Click on the pictures to find out more.

Addition Subtraction Work Mats Worksheets
Kindergarten • 1st Grade

Unicorn Sums to 20

With Ten Frames

Fairy Poppins

Addition Subtraction Work Mats Worksheets
Kindergarten • 1st Grade

Number Stories

Fairy Poppins

Addition Subtraction Work Mats Worksheets
Kindergarten • 1st Grade

Llama Sums to 20

With Number Lines

Fairy Poppins

NUMBERS TO 30 NUMBER MATS NUMBER CARDS WORKSHEETS
Preschool • Kindergarten

Counting Teddy Bears

Fairy Poppins

NUMBERS TO 20 COUNTING WRITE NUMBERS READ NUMBERS
Pre K • KINDERGARTEN

DINOSAUR Math Centers

Fairy Poppins

0 TO 20 Counting Write & Read Numbers Number Mats
Pre K • Kindergarten

DINOSAUR Worksheets

Fairy Poppins

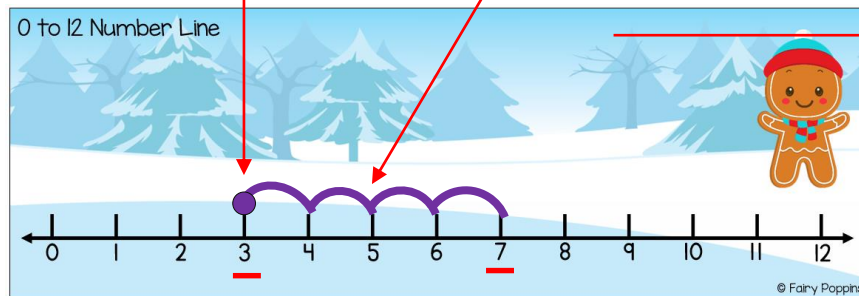
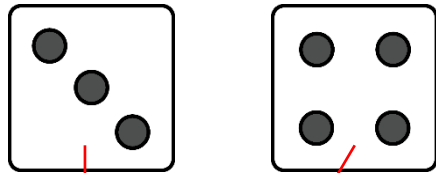
Gingerbread Number Line Addition

Materials needed:

- Number line
- Erasable marker
- Dice (1 to 6)
- Recording sheet and a pencil

How to play:

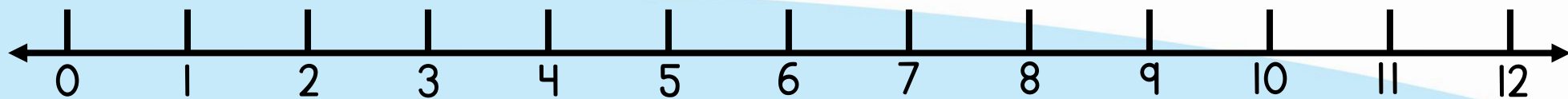
1. Roll the dice and mark that number on the number line with a dot.
2. Roll the dice again and hop that number of spaces to find the answer.
3. Record the sum on the worksheet.
4. Repeat.



Gingerbread Number Line Addition		Name _____
1. $3 + 4 = 7$	6. $\square + \square = \square$	
2. $\square + \square = \square$	7. $\square + \square = \square$	
3. $\square + \square = \square$	8. $\square + \square = \square$	
4. $\square + \square = \square$	9. $\square + \square = \square$	
5. $\square + \square = \square$	10. $\square + \square = \square$	

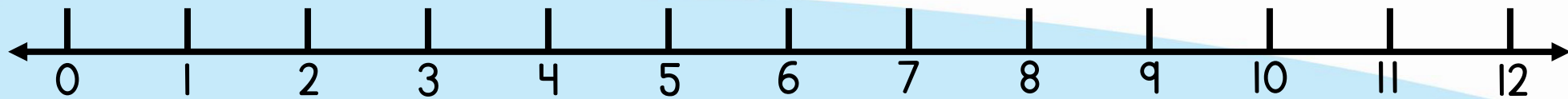
© Fairy Poppins

0 to 12 Number Line



© Fairy Poppins

0 to 12 Number Line



© Fairy Poppins



Name _____

Gingerbread Number Line Addition

1. + =

6. + =

2. + =

7. + =

3. + =

8. + =

4. + =

9. + =

5. + =

10. + =