

# Kindergarten

# CVC Words

## Halloween Literacy Activities



Thanks for choosing these Halloween themed CVC centers. I hope your students enjoy using them.



For more teaching ideas and freebies check out my blog:

[www.fairypoppins.com](http://www.fairypoppins.com)

### Instructions

- ♥ Print and laminate the resources for added durability.
- ♥ CVC Puzzles – Cut along the dotted lines. Spread the puzzle pieces out on a table. Find the matching pieces by looking at the pictures and sounding out the words.
- ♥ CVC Words Worksheet – This can be used after the CVC word puzzles as a review activity. It can also be used as an activity on its own. Kids need to sound out each word and rainbow write the letters.
- ♥ CVC Word Mats – Place a picture on the card. Sound out the word. Find the matching letters and put them on the mat. You can put the letters in a sensory tray to make it more fun.
- ♥ CVC Sensory Tray – Fill a sensory tray with colored sand, rice or colored foam. Choose a card and write the CVC word in the tray.

### Terms of Use

You are permitted to use these copyrighted resources for your own classroom use. Please direct anyone to my store or website if they wish to have their own copies of these resources. Alternatively you can purchase a multiple user license. You may not print this resource or any of my other resources and then resell it. You can show sample pictures of my resources on your classroom website or blog if you provide a link to my TPT store, Instagram ([@fairypoppinsdotcom](https://www.instagram.com/fairypoppinsdotcom)) or website [www.fairypoppins.com](http://www.fairypoppins.com). Please note these are copyrighted graphics. You may not resell / redistribute / recreate / use or share these graphics or this resources in whole or in part for any reasons.

### Credits


A big thank you to these talented artists for the use of their graphics.




Grafos



You may also like ...  
Click on the picture to find out more.









© Fairy Poppins

**c a t**



© Fairy Poppins

**w e b**



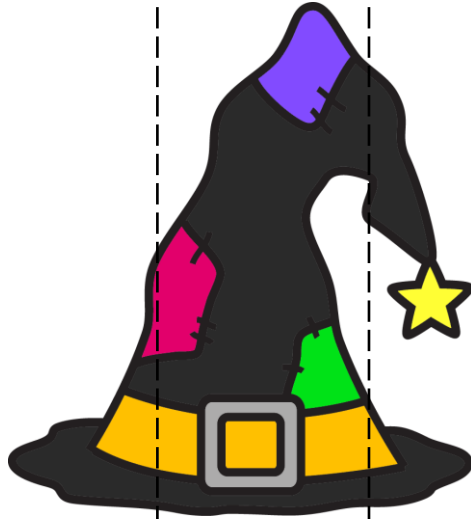
© Fairy Poppins

**b a t**




© Fairy Poppins

**b a g**



© Fairy Poppins

**h a t**




© Fairy Poppins

**r a t**

Name \_\_\_\_\_

# Halloween CVC Words

1.



--	--	--

4.



--	--	--

2.



--	--	--

5.




--	--	--

3.



--	--	--





6.



--	--	--

# Halloween

CVC Words



CVC Words – Set 1

cat



© Fairy Poppins

web



© Fairy Poppins

bat



© Fairy Poppins

bag



© Fairy Poppins

hat



© Fairy Poppins

rat



© Fairy Poppins

CVC Words – Set 1

c

a

t

w

e

b

b

a

t

b

a

g

h

a

t

r

a

t




CVC Words – Set 2

lab



© Fairy Poppins

pot



© Fairy Poppins

cup



© Fairy Poppins

gum



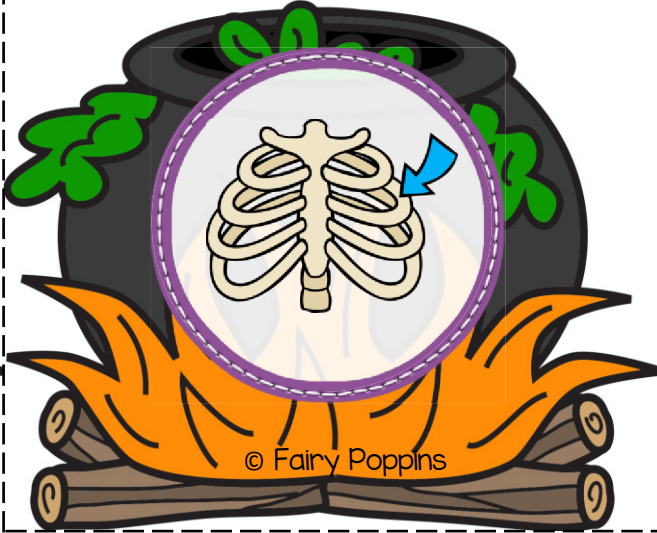
© Fairy Poppins

bug



© Fairy Poppins

rib



© Fairy Poppins



l

a

b

p

o

t

c

u

p

g

u

m

b

u

g

r

i

b