

Kindergarten • 1st Grade

Place Value

Pumpkin Themed Centers



© Fairy Poppins

© Fairy Poppins

© Fairy Poppins

© Fairy Poppins

© Fairy Poppins

© Fairy Poppins



Thanks for choosing these pumpkin themed place value activities. I hope your students enjoy using them.



For more teaching ideas and freebies check out my blog:
www.fairypoppins.com

Instructions

- ♥ Print and laminate the resources for added durability.
- ♥ **Matching Cards** – Lay out the pumpkin number cards and the base ten picture cards. Choose a number card and find the picture that matches that amount.
- ♥ **Place Value Mat** – Place a number near the mat and then make that amount using base ten blocks. Place the tens in the tens column and the ones in the ones column.
- ♥ **Printable Blocks** – I've included some printable blocks if needed. To make them print the page on colored paper, laminate and then cut along the thick black lines.

Terms of Use

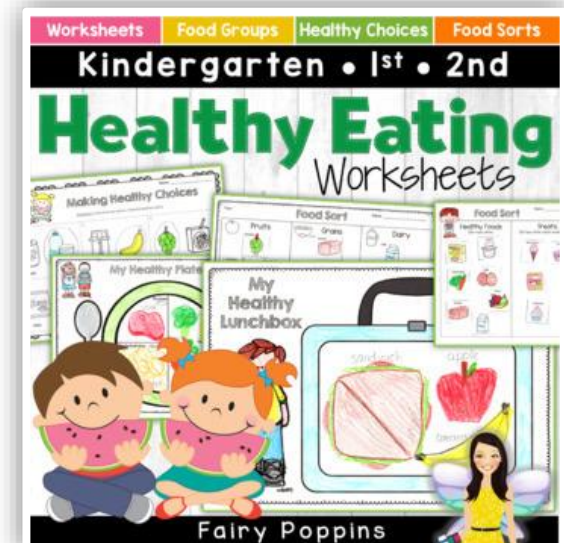

You are permitted to use these resources for your own classroom use. Please direct anyone to my store or website if they wish to have their own copies of these resources. Alternatively you can purchase a multiple user license. You can show sample pictures of my resources on your classroom website or blog if you provide a link to my TPT store or website www.fairypoppins.com . Please note these are copyrighted graphics, you may not resell / redistribute / recreate / use or share these graphics in whole or in part for any reasons. Thanks.

Credits

A big thank you to these talented artists for the use of their graphics.




You may also like ...
Click on the picture to find out more.

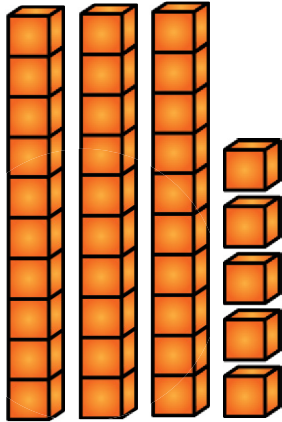


Place Value Pumpkin Match




© Fairy Poppins

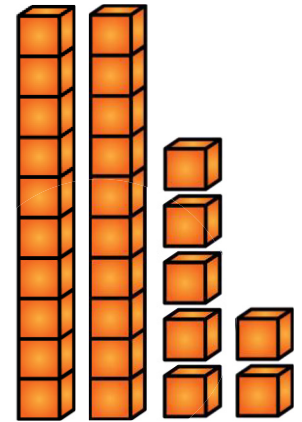




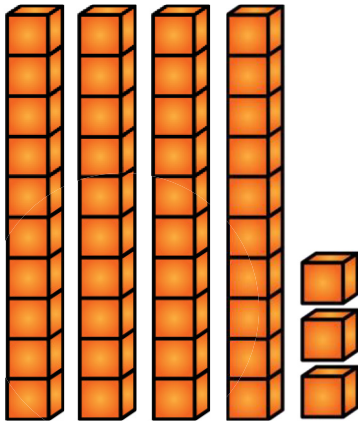
© Fairy Poppins




© Fairy Poppins



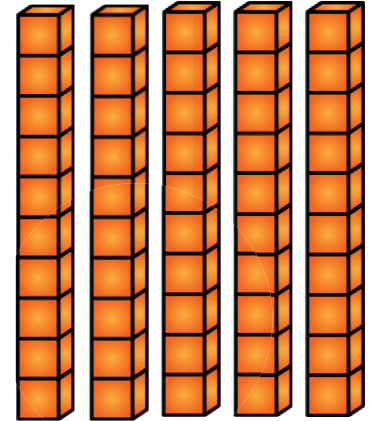
© Fairy Poppins







© Fairy Poppins

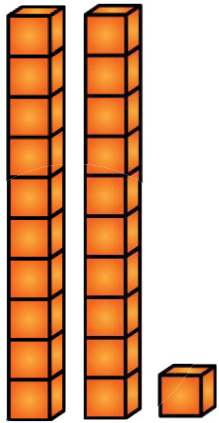


© Fairy Poppins




© Fairy Poppins

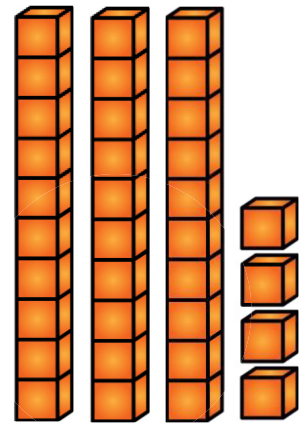




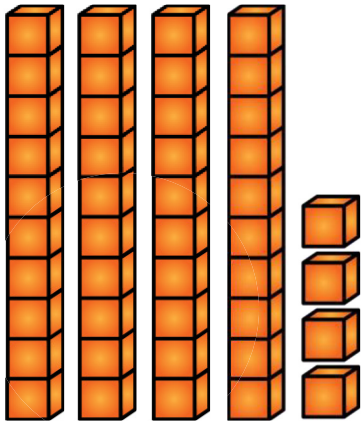
© Fairy Poppins




© Fairy Poppins



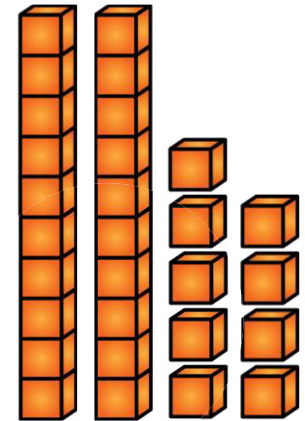
© Fairy Poppins



© Fairy Poppins




© Fairy Poppins




© Fairy Poppins




© Fairy Poppins




© Fairy Poppins



© Fairy Poppins




© Fairy Poppins




© Fairy Poppins




© Fairy Poppins



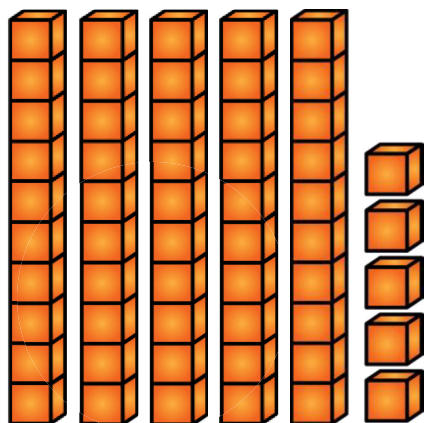
© Fairy Poppins




© Fairy Poppins



© Fairy Poppins




© Fairy Poppins



© Fairy Poppins

TENS

ONES



ten	ten	ten	ten	ten	ten	ten	ten	ten	ten	ten	ten	ten	ten	ten	ten	ten	ten	ten

one	one	one	one	one	one	one	one	one	one	one	one	one	one	one	one	one	one	one
one	one	one	one	one	one	one	one	one	one	one	one	one	one	one	one	one	one	one