


# Teddy Bear Bus (0-20)

## Ten Frames



Counting • Reading Numbers • Ordering Numbers • Addition

# Teddy Ten Frames

These teddy bear ten frame activities are ideal for students who are learning to count and are working with numbers up to 20. Begin by working with numbers up to ten. Once students have a solid grasp of those numbers and have demonstrated the principles of counting (e.g. 1:1 correspondence), then begin to introduce the cards up to twenty.

For more teaching resources visit my TPT store [here](#).

## Instructions

♥ Print on cardstock or laminate for durability. There is a bonus label included. I store my cards in zip lock bags.

♥ You will need counting bears or another type of counter for the activities.

♥ **Counting** – Read the number card and count out that number of teddies. Use a ten frame, twenty frame or count in different formations (e.g. a circle or line). Alternatively grab a handful of teddies, count them and find the matching number card.

♥ **Ordering numbers** – Scramble some number cards and then place them in the correct order.

♥ **Reading numbers** – Students read the numbers as part of the activities, but another fun game you can play is number fly swat. Print a few sets of the numbers and scatter them out. Give each student a fly swat and call out various numbers for them to swat.



♥ Please see the next page for photos of the activities.

## Terms of Use

You are permitted to use these resources for your own classroom use. Please direct anyone to my store or website if they wish to have their own copies of these resources. Alternatively you can purchase a multiple user license. You can show sample photos of my resources on your classroom website or blog if you provide a link to my TPT store or website [www.fairypoppins.com](http://www.fairypoppins.com). Please note this resource and the graphics used are copyrighted. Under no circumstances are you permitted to resell, redistribute or recreate any resources made by Fairy Poppins. You may not use or share any of these graphics in whole or in part for any reasons. Click on the credit links below if you wish to purchase any of the graphics. Thanks.

## Credits

A big thank you to these talented artists for the use of their graphics.







Activity 1 - Read the number and count that amount of teddies on to the ten or twenty frame.




Activity 2 - Read the number and count the teddies in different formations (e.g. circle, line).



Activity 3 - Order the numbers and count the teddies.





Activity 4 - Add the teddies together. Use two colors.







You may also like these activities.  
[Click on the pictures to find out more.](#)






# Teddy Bear Bus




|  |  |  |  |  |
|--|--|--|--|--|
|  |  |  |  |  |
|  |  |  |  |  |



|  |  |  |  |  |
|--|--|--|--|--|
|  |  |  |  |  |
|  |  |  |  |  |

|  |  |  |  |  |
|--|--|--|--|--|
|  |  |  |  |  |
|  |  |  |  |  |

Teddy Bear  
Bus



© Fairy Poppins



0



© Fairy Poppins

1



© Fairy Poppins

2



© Fairy Poppins

3



© Fairy Poppins

4



© Fairy Poppins

5



© Fairy Poppins

6



© Fairy Poppins

7




© Fairy Poppins

8



© Fairy Poppins

9



© Fairy Poppins

10



© Fairy Poppins

11



© Fairy Poppins



12



© Fairy Poppins

13




© Fairy Poppins

14



© Fairy Poppins

15



© Fairy Poppins

16



© Fairy Poppins

17



© Fairy Poppins

18



© Fairy Poppins

19




© Fairy Poppins

20



© Fairy Poppins

Teddy  
Number  
Cards  
0-20



© Fairy Poppins

+



© Fairy Poppins

-



© Fairy Poppins