



2D Shapes

Playdough Mats



Thanks for choosing these ice cream playdough mats.



For updates about new freebies sign up to my newsletter at www.fairypoppins.com and [click here to follow me on TpT!](#)

★ Follow Me



Instructions

- Print and laminate the ice cream playdough mats for added durability.
- Activity 1 - Identify the shape and then make it with playdough.
- Activity 2 - Trace the shapes with an erasable marker.

Terms of Use



You are permitted to use this copyrighted resource for your own classroom use. This means you are entitled to one non-transferable single user license. So if a friend or colleague requests to use this resource, please direct them to my website to download this resource. You may not resell / redistribute / recreate / use or share the graphics or this resource in whole or in part for any reasons. Please do not share this resource on any shared drive or online platform accessible to people other than yourself (e.g. School shared drive, Facebook groups, Reddit, Wiki site, virtual hangouts for teachers to name a few). This resource is copyright protected under the Digital Millennium Act. You can share photos of my resources in action on Instagram by tagging me @fairypoppinsdotcom.

Credits


A big thank you to these talented artists for the use of their graphics.



You may also like these shape activities.
[Click on the picture to find out more.](#)




Make a circle ice cream.



Card 1

© Fairy Poppins

Make a square ice cream.



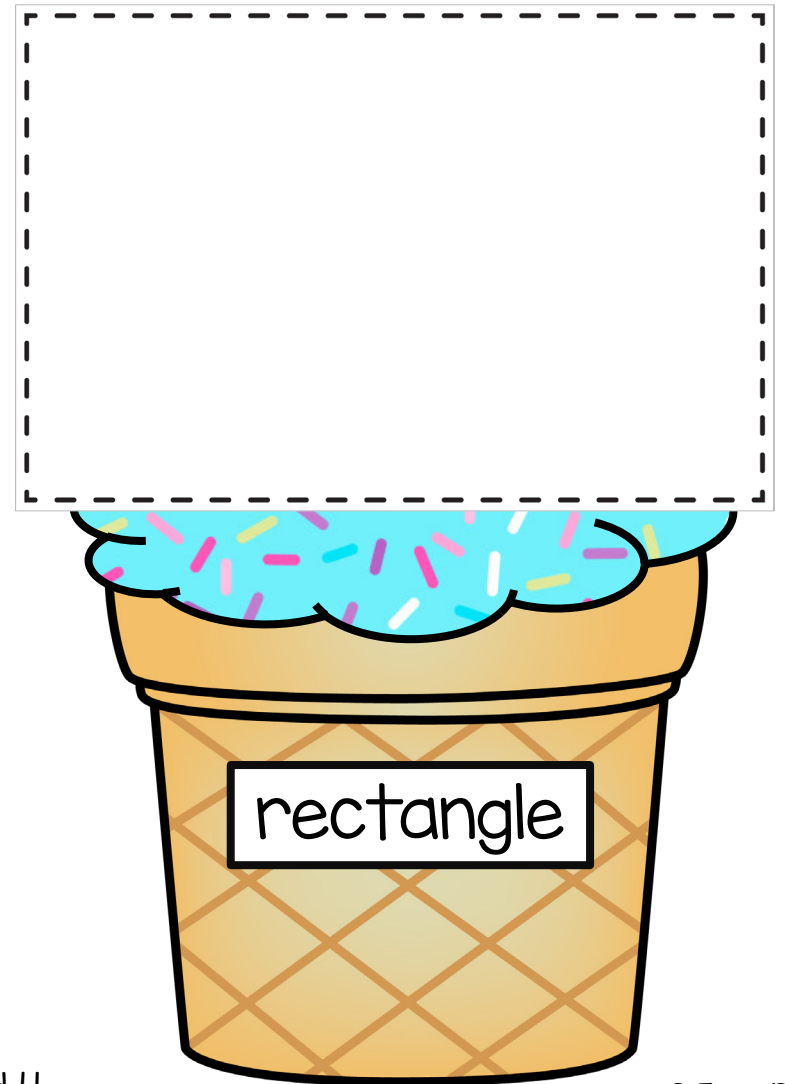
Card 2

© Fairy Poppins


Make a triangle ice cream.



Make a rectangle ice cream.




Make a heart ice cream.



Card 5

© Fairy Poppins

Make an oval ice cream.



Card 6

© Fairy Poppins


Make a pentagon ice cream.



Card 7

© Fairy Poppins


Make a star ice cream.



Card 8

© Fairy Poppins

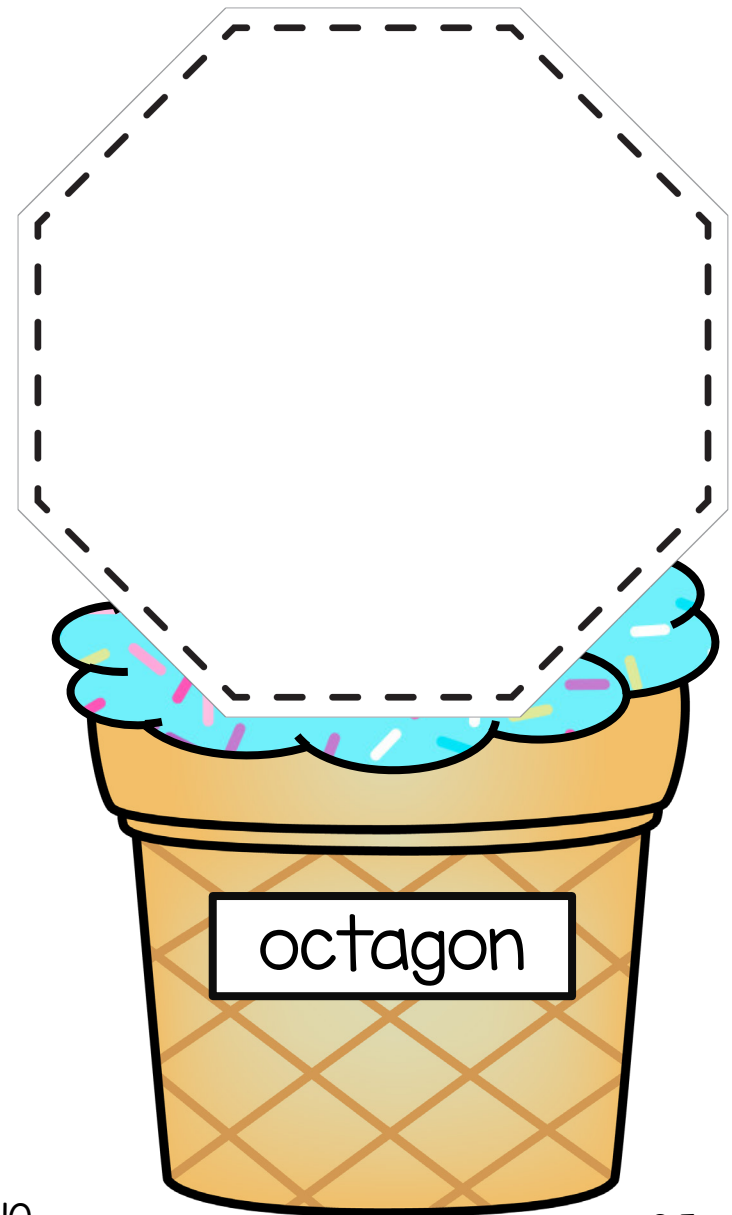
Make a hexagon ice cream.



Card 9

© Fairy Poppins


Make a octagon ice cream.



Card 10

© Fairy Poppins


Make a crescent ice cream.



Card 11

© Fairy Poppins

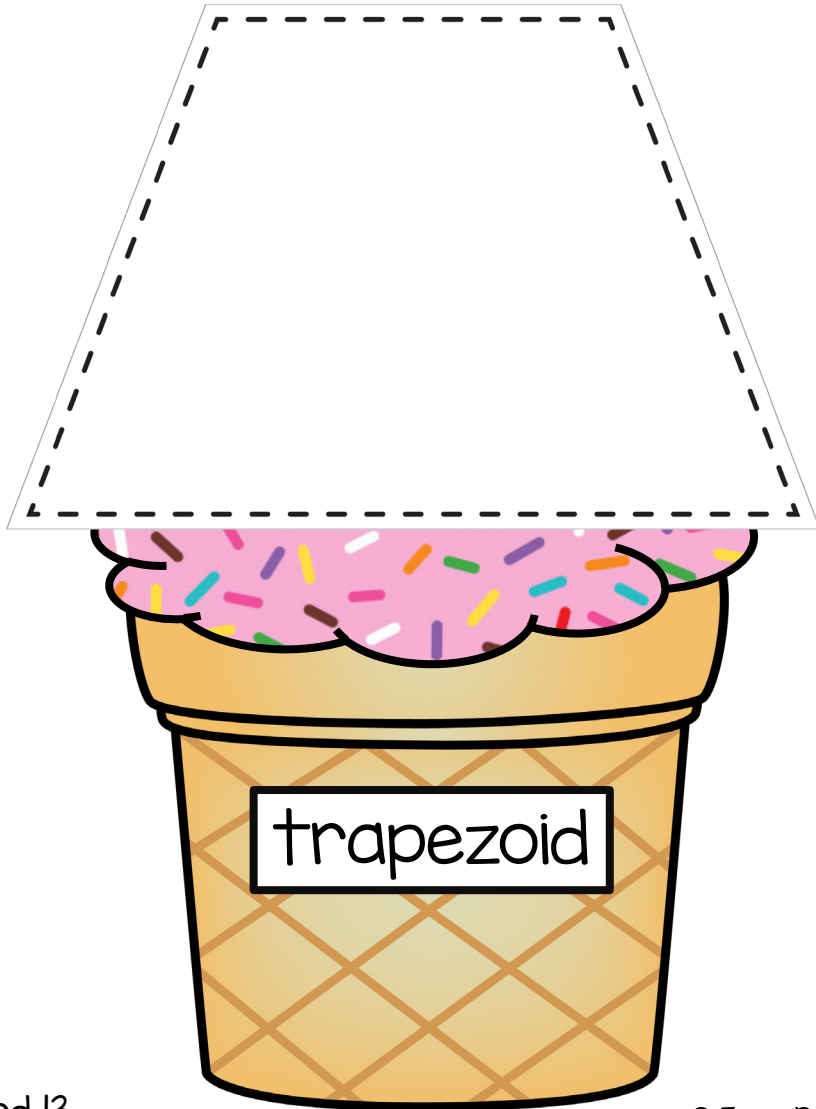
Make a rhombus ice cream.



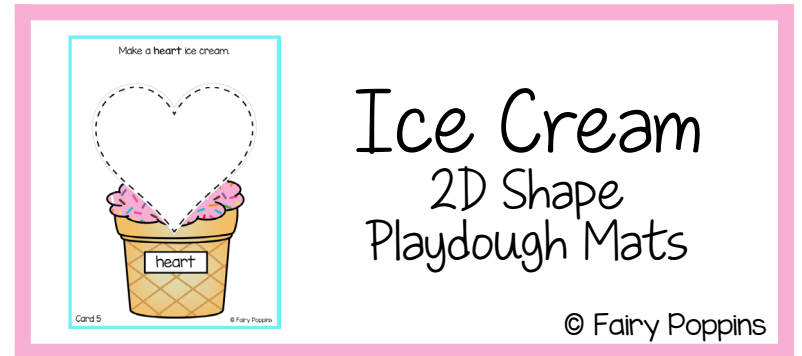
Card 12

© Fairy Poppins

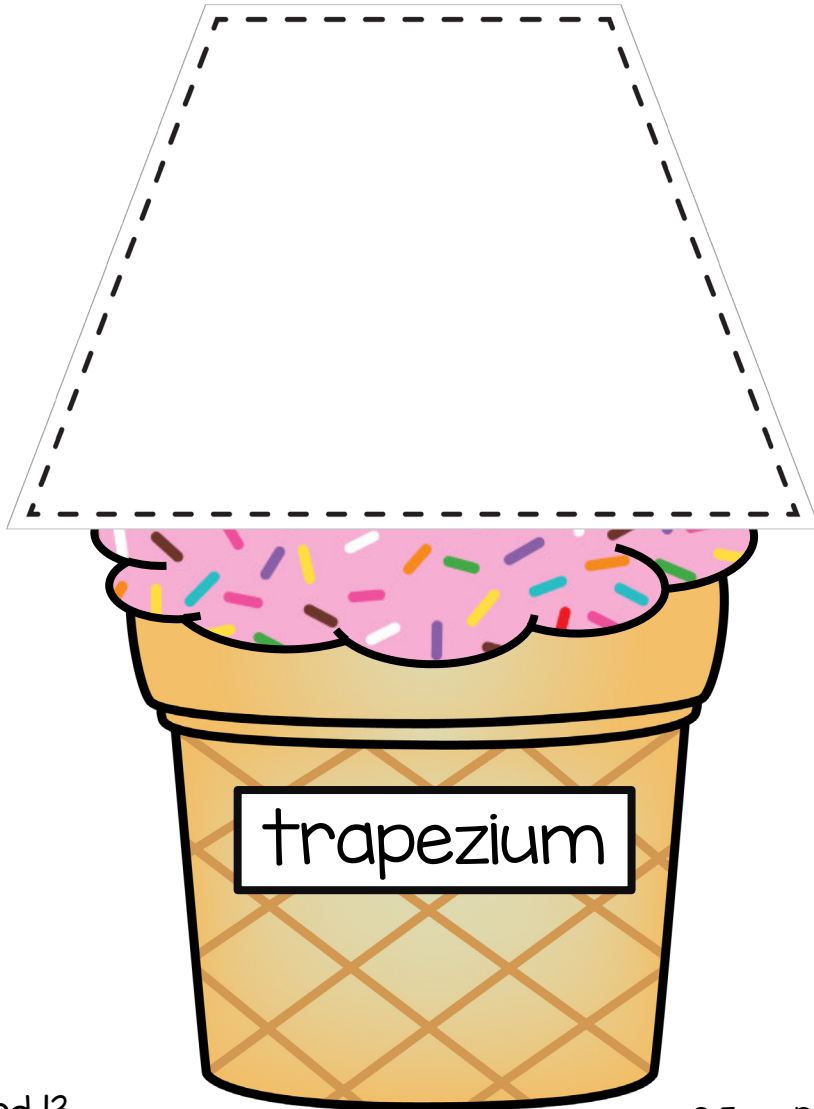
Make a trapezoid ice cream.



Storage Label



Make a trapezium ice cream.



Storage Label

