

Under the Sea

Playdough Mats





Thanks for choosing these under the sea themed playdough mats.

For more teaching resources and freebies visit my blog: www.fairypoppins.com and [click here to follow me on TpT!](#)

★ [Follow Me](#)



Instructions

- Print and laminate the playdough mats for added durability. Alternatively, you can pop them in a clear plastic sleeve or dry erase pocket sleeve (available online from sites like eBay or Amazon).
 - Activity 1 – Create the animals out of playdough.
 - Activity 2 – Trace the animals with an erasable marker.

Terms of Use

You are permitted to use this copyrighted resource for your own classroom use.

This means you are entitled to one non-transferable single user license.

So if a friend or colleague requests to use this resource, please direct them to my website to access this resource.

You may not resell / redistribute / recreate / use or share the graphics or this resource in whole or in part for any reasons.

Please do not share this resource on any shared drive or online platform accessible to people other than yourself

(e.g. School shared drive, Facebook groups, Reddit, Wiki site, virtual hangouts for teachers to name a few).

This resource is copyright protected under the Digital Millennium Act.

Credits

A big thank you to these talented artists for the use of their graphics.





You may also like these activities.
Click on the pictures to find out more.

NO PREP RHYME DETECTION RHYME GENERATION

Pre-k • Kindergarten

RHYMING

 worksheets

Rhyme Lines
Rhyme Generation
Rhyme Detection
Rhyming Words

Fairy Poppins

Cutting Practice

Pets Cutting Practice
Ocean Animals Cutting Practice
Pirates Cutting Practice

Set 3

Ocean Animals • Pirates • Pets

Fairy Poppins

ABC Order Letter Recognition Beginning Sounds

Pre K • Kindergarten

10 ALPHABET

 Magnetic Letter Centers

Fairy Poppins

AB AAB ABC AABB ABCD

Preschool • Kindergarten

Patterning

 BUNDLE

Fairy Poppins

NUMBERS TO 30 NUMBER MATS NUMBER CARDS WORKSHEETS

Preschool • Kindergarten

Counting Teddy Bears

12
12 12 12 12

Fairy Poppins

Sorting Mats Sorting Labels Pictures Worksheets

3D Objects In Our World


3D Shapes

 Sort & Classify



Sphere
cone

Fairy Poppins



Make an octopus.





Make a dolphin.





Make a shark.







Make a whale.




Make two jellyfish.






Make three fish.



Make a small and large starfish.



Make a big and little shell.



Make some short and tall seaweed.

