





Thanks for choosing these shark activities

For updates about new freebies sign up to my newsletter at www.fairypoppins.com and [click here to follow me on TpT!](#)



★ [Follow Me](#)

Instructions

- **Activity 1** – Color the shark and cut it out. Cut out the sentence strips. Paste the shark on a piece of blue paper and paste the sentence words in the correct order below. *Craft tip – Use crayons to color the “sh” on the shark. Then paint the shark with water color or dye.*
 - **Activity 2** – Cut along the lines and stop when you get to the shark. This can be fun to print on colored paper.
 - **Activity 3** – Trace the lines with a pencil, crayon or marker. Alternatively place items such as stickers or buttons along the lines.
- **Activity 4** – Dab or highlight all of the circles on the shark that contain the “sh” digraph. Highlight all the “sh” digraphs at the bottom of the page and then use a one hole punch to punch a hole below all the “sh” digraphs.

Terms of Use

You are permitted to use this copyrighted resource for your own classroom use. This means you are entitled to one non-transferable single user license. So if a friend or colleague requests to use this resource, please direct them to my website to download this resource. You may not resell / redistribute / recreate / use or share the graphics or this resource in whole or in part for any reasons.

Please do not share this resource on any shared drive or online platform accessible to people other than yourself (e.g. School shared drive, Facebook groups, Reddit, Wiki site, virtual hangouts for teachers to name a few). This resource is copyright protected under the Digital Millennium Act.

You can share photos of my resources in action on Instagram by tagging me @fairypoppinsdotcom.

Credits

A big thank you to these talented artists for the use of their graphics.

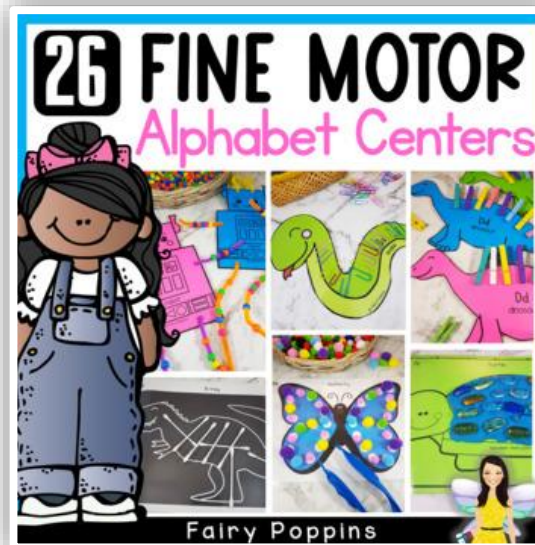






Pretty
Grafik Design






You may also like the following activities. Click on the pictures below to find out more.



SHARK

Sentence Scramble



shark

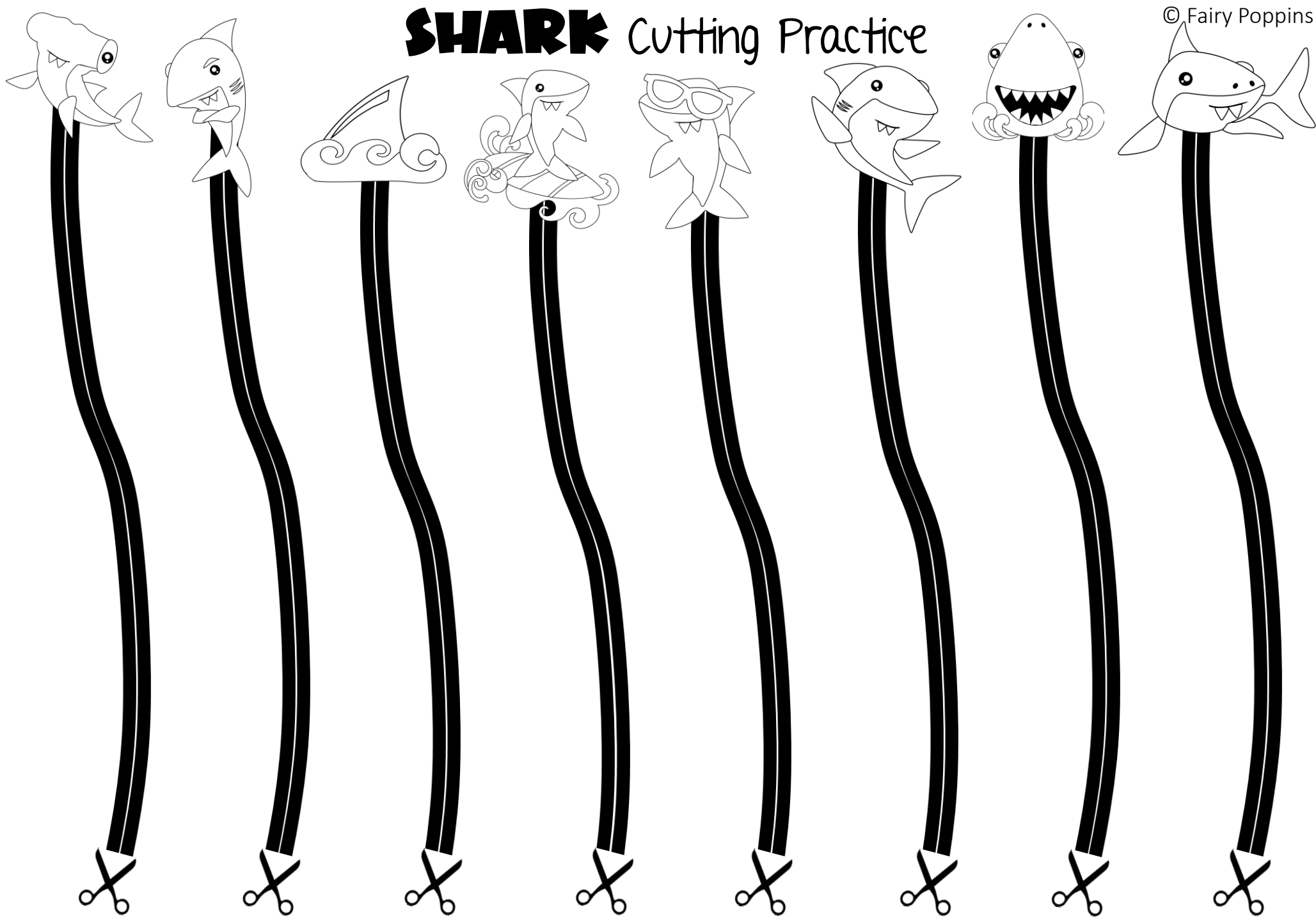
swimming.

is



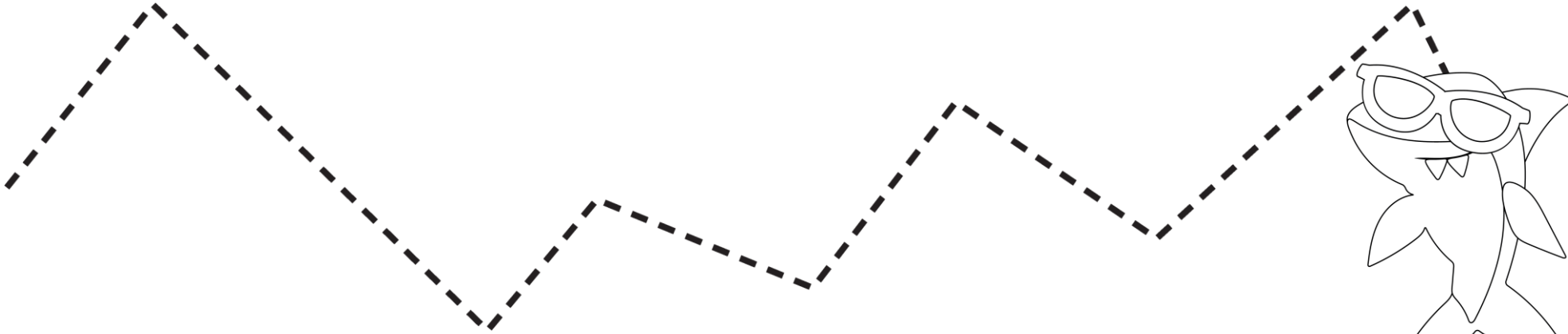
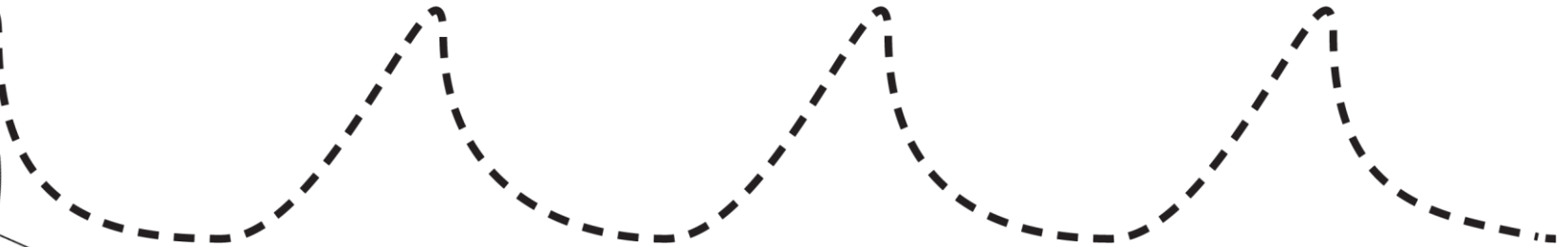

The

SHARK Cutting Practice

© Fairy Poppins



SHARK Pencil Control Practice



Name _____

[illegible]