


# Fruit



## Pom Pom Mats



Fairy Poppins



Thanks for choosing these activities. I hope your students find them fun!

For updates about new freebies sign up to my newsletter at

[www.fairypoppins.com](http://www.fairypoppins.com) and [click here to follow me on TpT!](#)

★ [Follow Me](#)



## Instructions

🍷 You may like to color in the black and white fruit with crayons or pencils prior to printing (clip art available in black and white only).

🍷 Lay out the pom pom mats near a basket of pom poms and some fine motor tweezers or tongs.

🍷 Read the sentence on each mat and identify the letter sound. Then place one pom pom over each circle with a letter.

🍷 Extension – Trace the letter with an erasable marker. Then cover the lower case and capital letters with different colored pom poms or counters.

## Terms of Use

You are permitted to use this copyrighted resource for your own classroom use (this includes distance learning with your students). This means you are entitled to one non-transferable single user license. So if a friend or colleague requests to use this resource, please direct them to my website to download this resource. You may not resell / redistribute / recreate / use or share the graphics or this resource in whole or in part for any reasons.

Please do not share this resource on any shared drive or online platform accessible to people other than yourself (e.g. School shared drive, Facebook groups, Reddit, Wiki site, virtual hangouts for teachers to name a few). This resource is copyright protected under the Digital Millennium Act. You can share photos of my resources in action on Instagram by tagging me @fairypoppinsdotcom.

## Credits

A big thank you to these talented artists for the use of their graphics.



Grafos





You may also like these resources.  
[Click on the pictures to find out more.](#)

## Magnetic Letter

Alphabet Centers

Fairy Poppins

## LETTER Ss

WORKBOOK ACTIVITIES

**FREE**

Letter Workbook

Fairy Poppins

## Beginning Sounds

Highlight & Hole Punch

Fairy Poppins

## Alphabet Drive

Letter Mats

Fairy Poppins

## Beginning Sounds

Sort & Classify

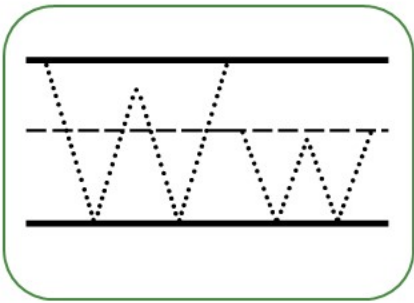
Fairy Poppins

## HEALTHY EATING


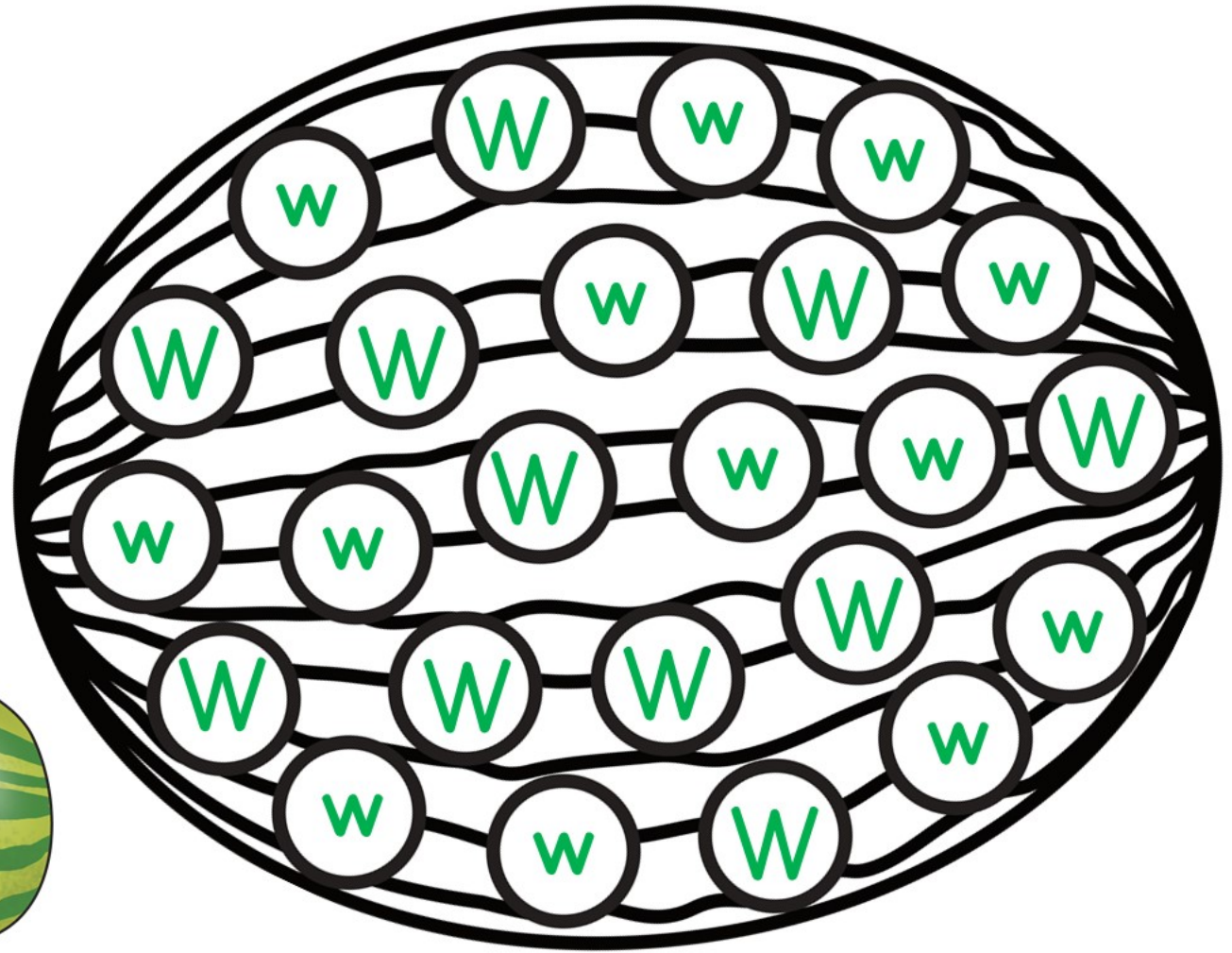
Activity BUNDLE

Fairy Poppins

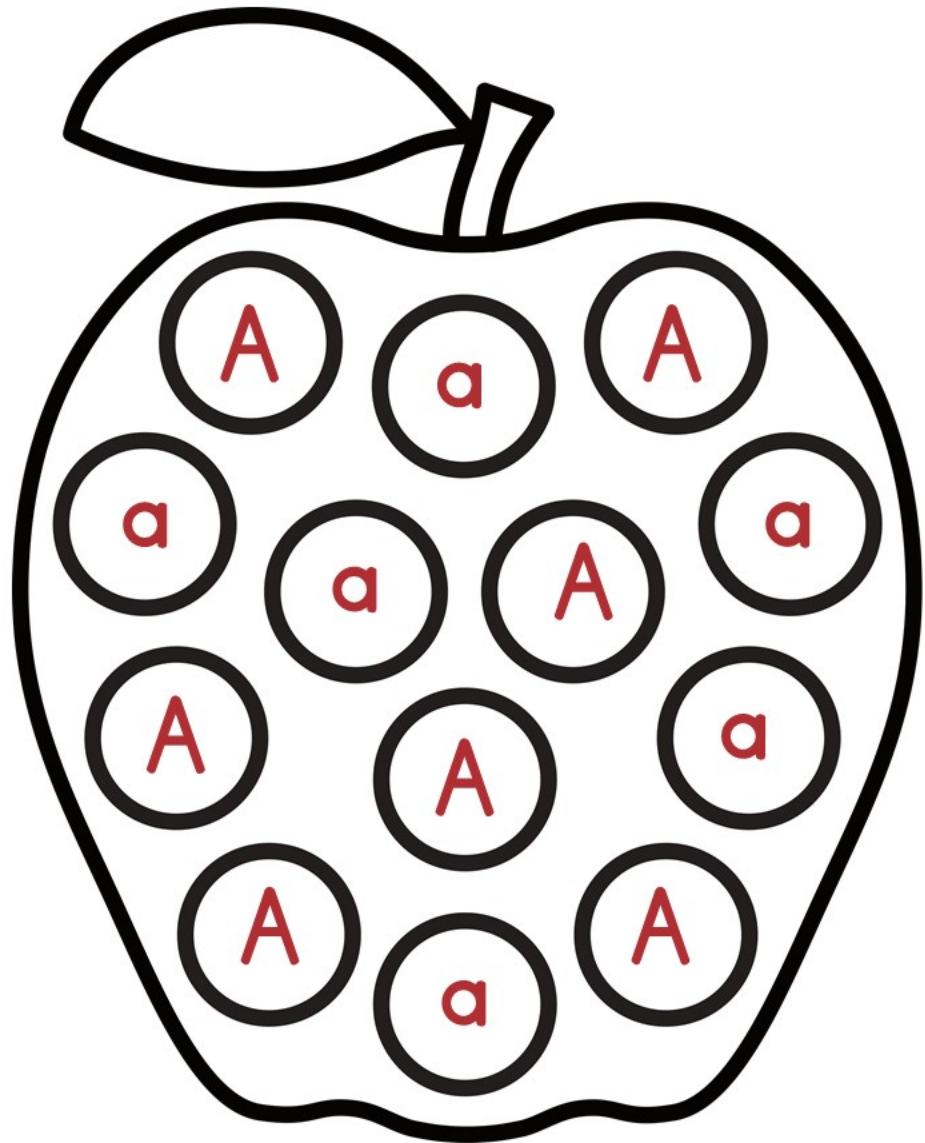

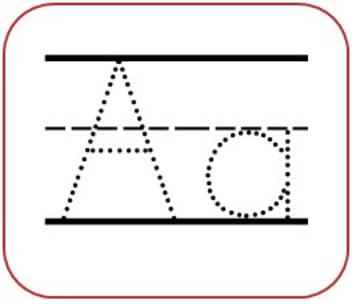




Ww is for watermelon.

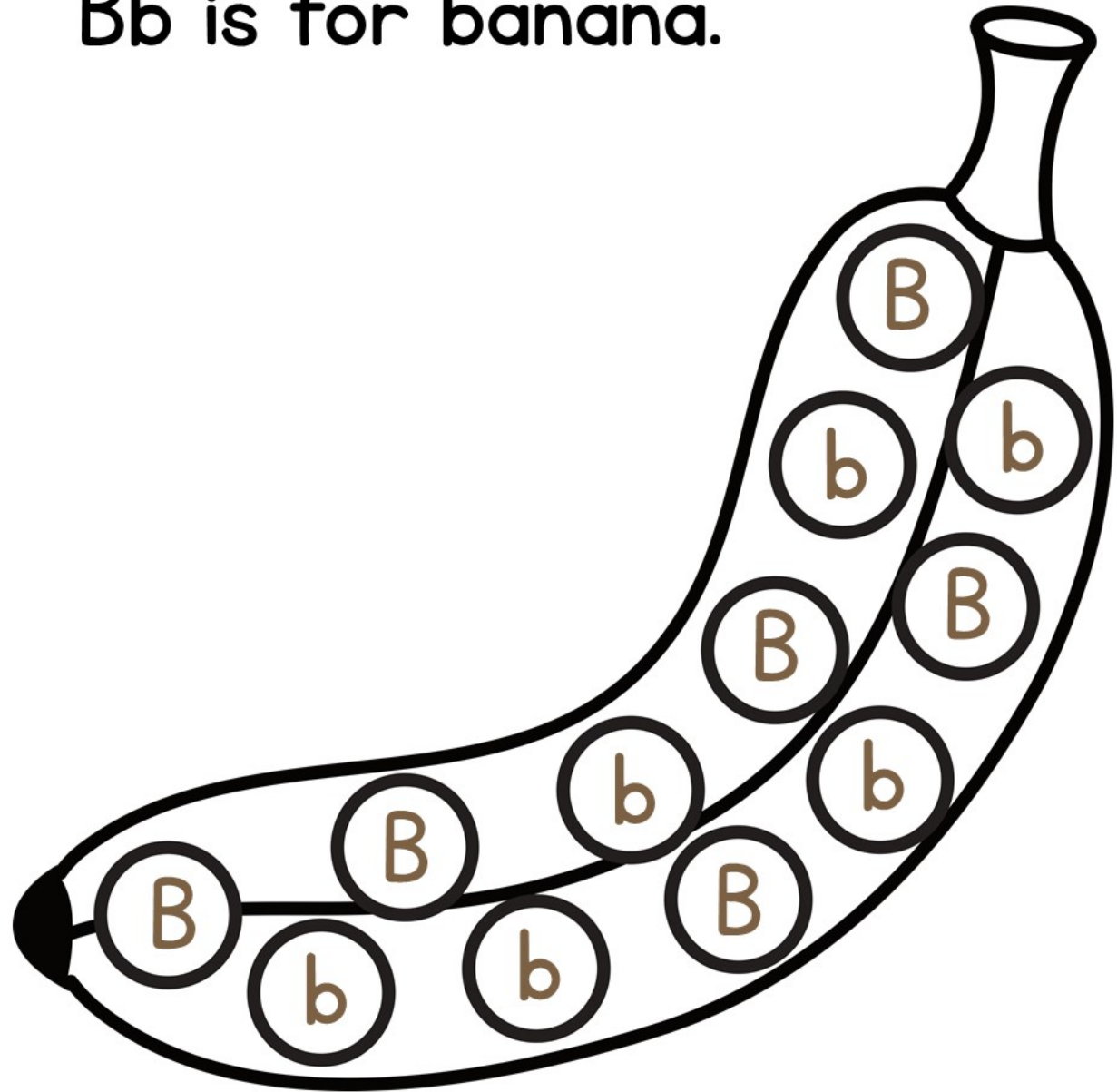



Aa is for apple.





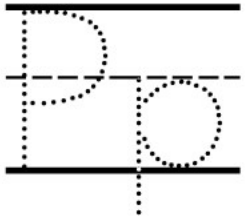
Bb is for banana.

Bb



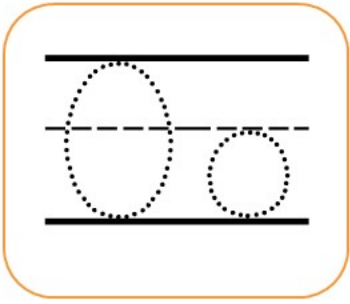




Pp is for pear.



Oo is for orange.





Gg is for grapes.

