



Easter Chick



2D Shape Clip Cards



Fairy Poppins



Thank you so much for supporting Fairy Poppins. It brings me great joy to create resources that are helpful to you and your students.
Happy teaching! Rosey

Did you know I have a blog with additional freebies and resources?


fairypoppins.com

★ [Follow Me](#) on TpT and join my email list to receive updates!

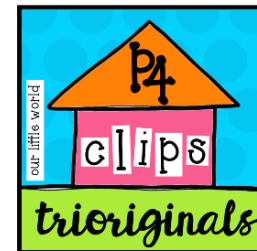


Questions, Concerns or Technical Help

Please contact me [here](#) via the Q & A section of my TpT store.



Credits



Terms of Use


- You are entitled to a single user license to use this copyrighted resource for teaching purposes in your classroom. This includes special permission for distance learning, if it is accessible to only your students or their parents via a password secured login (i.e. Google Classroom, Seesaw, Boom Learning).
- Please do not share this resource on any shared drive or other online platform accessible to people other than yourself or your co-teacher if sharing a class (i.e. School shared drive, Facebook groups, Reddit, Wiki site, virtual hangouts for teachers to name a few).
- If a friend or colleague who is not co-teaching your students requests to use this resource, and you have not purchased a multiple user license, please direct them to my TpT store to purchase their own copy.
- You may not resell / redistribute / recreate / use or share this resource (or the graphics) in whole or in part for any reasons.
- This resource is copyright protected under the Digital Millennium Act.
- You can share photos of my resources in action on Instagram by tagging me @fairypoppinsdotcom.


Instructions

- Print and laminate the resources for added durability.
- Choose a clip card and name the shape.
- Place a clothes pin on the same shape as the bird.
- *Tip – Place a dot behind the answer (on the back of the card) so the kids can self-correct.*

Other Resources You May Like

Click on the pictures to find out more.








Easter Chick 2D Shapes Clip Cards

© Fairy Poppins


Find the circle.




© Fairy Poppins




Find the square.





© Fairy Poppins




Find the triangle.





© Fairy Poppins




Find the oval.



© Fairy Poppins




Find the star.



© Fairy Poppins




Find the heart.



© Fairy Poppins




Find the hexagon.




© Fairy Poppins




Find the octagon.





© Fairy Poppins




Find the diamond.





© Fairy Poppins




Find the rectangle.





© Fairy Poppins




Find the pentagon.



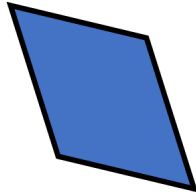

© Fairy Poppins




Find the trapezoid




© Fairy Poppins




Find the rhombus.





© Fairy Poppins




Find the parallelogram.



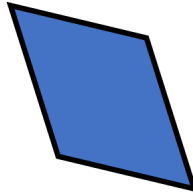

© Fairy Poppins




Find the trapezium




© Fairy Poppins




Find the rhombus.



© Fairy Poppins



Find the parallelogram.



© Fairy Poppins

