

Turkey

Counting Activities



Fairy Poppins



Thank you so much for supporting Fairy Poppins. It brings me great joy to create resources that are helpful to you and your students.
Happy teaching! Rosey

Did you know I have a blog with additional freebies and resources?


fairypoppins.com

★ [Follow Me](#) on TpT and join my email list to receive updates!





Questions, Concerns or Technical Help

Please contact me [here](#) via the Q & A section of my TpT store.



Credits



Terms of Use

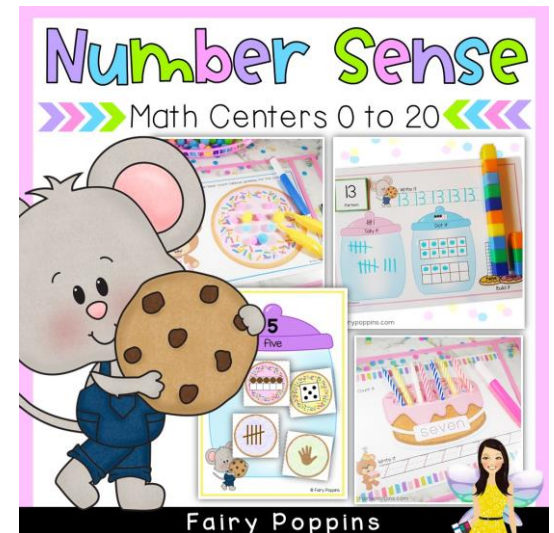


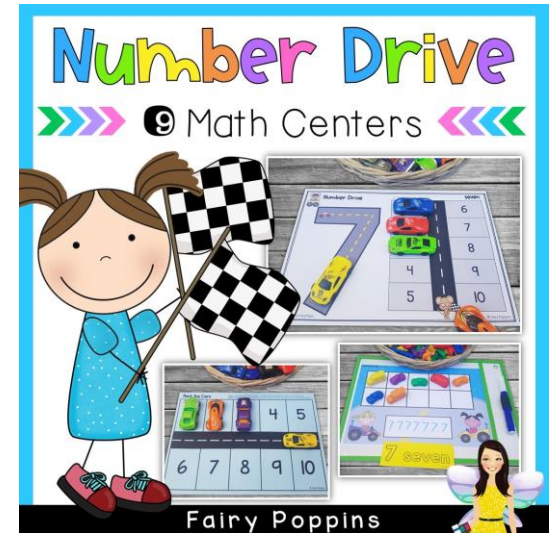

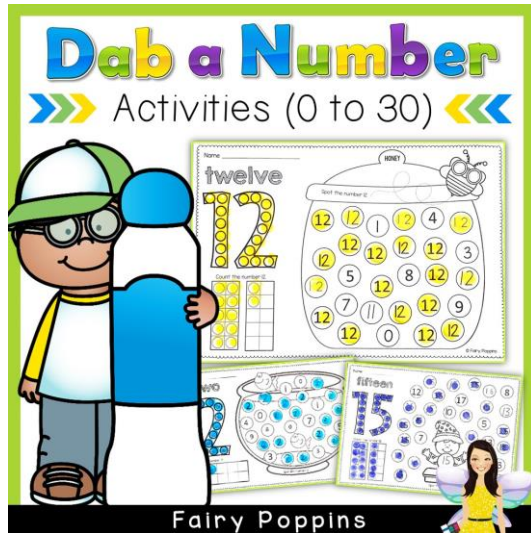
- You are entitled to a single user license to use this copyrighted resource for teaching purposes in your classroom. This includes special permission for distance learning, if it is accessible to only your students or their parents via a password secured login (i.e. Google Classroom, Seesaw, Boom Learning).
- Please do not share this resource on any shared drive or other online platform accessible to people other than yourself or your co-teacher if sharing a class (i.e. School shared drive, Facebook groups, Reddit, Wiki site, virtual hangouts for teachers to name a few).
- If a friend or colleague who is not co-teaching your students requests to use this resource, and you have not purchased a multiple user license, please direct them to my TpT store to purchase their own copy.
- You may not resell / redistribute / recreate / use or share this resource (or the graphics) in whole or in part for any reasons.
- This resource is copyright protected under the Digital Millennium Act.
- You can share photos of my resources in action on Instagram by tagging me @fairypoppinsdotcom.

Instructions


- Print and laminate the resources for added durability. Write the numbers 1 to 20 on popsicle sticks with a fine tip marker. Punch a hole in the bottom of each counting card.
- **Turkey Number Match** – Match numbered popsicle sticks to the numbers on the mat. Alternatively, place the numbers in the correct order from 1 to 10 or 1 to 20.
- **Turkey Counting Cards** – Read the number on the card and then count that number of links (or paperclips).

Other Resources You May Like


Click on the pictures to find out more.



TURKEY NUMBER MATCH




TURKEY NUMBER MATCH




1	2	3	4	5	6	7	8	9	10	11	12	13	14	15	16	17	18	19	20
---	---	---	---	---	---	---	---	---	----	----	----	----	----	----	----	----	----	----	----

TURKEY NUMBER ORDER



TURKEY NUMBER ORDER



Turkey Counting 1 to 20

With Connecting Links



© Fairy Poppins



© Fairy Poppins



© Fairy Poppins



© Fairy Poppins



© Fairy Poppins




© Fairy Poppins



© Fairy Poppins



© Fairy Poppins





© Fairy Poppins



© Fairy Poppins



© Fairy Poppins



© Fairy Poppins



© Fairy Poppins