



Apple Fine Motor

»»»» Color Activities ««««



Thank you so much for supporting Fairy Poppins. It brings me great joy to create resources that are helpful to you and your students.
Happy teaching! Rosey

Did you know I have a blog with additional freebies and resources?

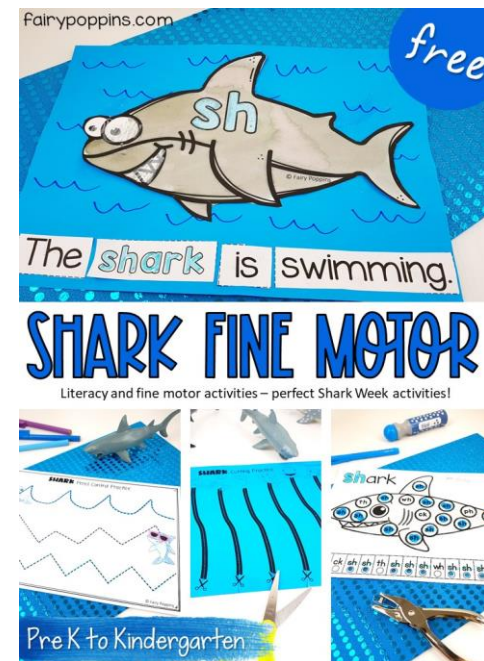
fairypoppins.com

★ Follow Me on TpT and join my email list to receive updates!




Questions, Concerns or Technical Help

Please contact me [here](#) via the Q & A section of my TpT store.



Credits



Terms of Use



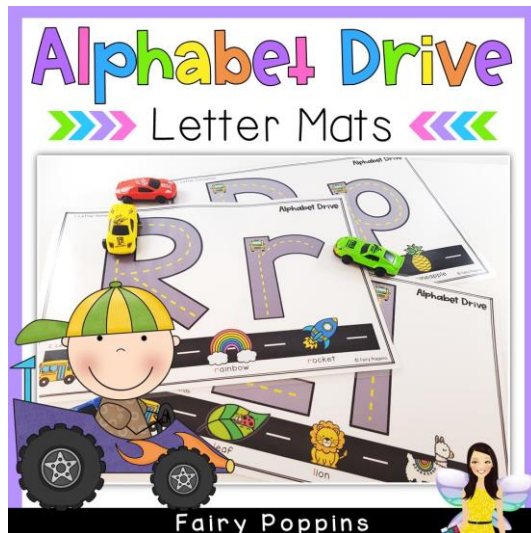
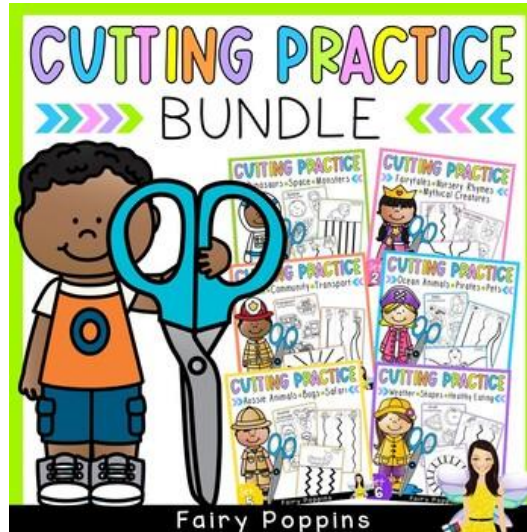
- You are entitled to a single user license to use this copyrighted resource for teaching purposes in your classroom. This includes special permission for distance learning, if it is accessible to only your students or their parents via a password secured login (i.e. Google Classroom, Seesaw, Boom Learning).
- Please do not share this resource on any shared drive or other online platform accessible to people other than yourself or your co-teacher if sharing a class (i.e. School shared drive, Facebook groups, Reddit, Wiki site, virtual hangouts for teachers to name a few).
- If a friend or colleague who is not co-teaching your students requests to use this resource, and you have not purchased a multiple user license, please direct them to my TpT store to purchase their own copy.
- You may not resell / redistribute / recreate / use or share this resource (or the graphics) in whole or in part for any reasons.
- This resource is copyright protected under the Digital Millennium Act.
- You can share photos of my resources in action on Instagram by tagging me @fairypoppinsdotcom.

Instructions

- Print and laminate the resources for added durability.
- **Rainbow Apple Pom Pom Mats** – Use fine motor tools such as tweezers to match colored pom poms to the color of the apples. For these mats you'll need blue, purple, pink, red, green, orange and yellow pom poms.
- **Apple Tree Pom Pom Mats** – Use fine motor tools such as tweezers to match colored pom poms to the color of the apple tree. For these mats you'll need red, green and yellow pom poms.
- **Aa is for Apple Worksheet** – Use Q-tips to paint the letter Aa. Then use either bingo daubers or dot stickers to decorate the apple.








Other Resources You May Like

Click on the pictures to find out more.


















Apple

Pom Pom Mat

















© Fairy Poppins



Apple






















Pom Pom Mat



© Fairy Poppins



Apple

Pom Pom Mat





Red Apple Tree

Pom Pom Mat




Green Apple Tree

Pom Pom Mat



Yellow Apple Tree



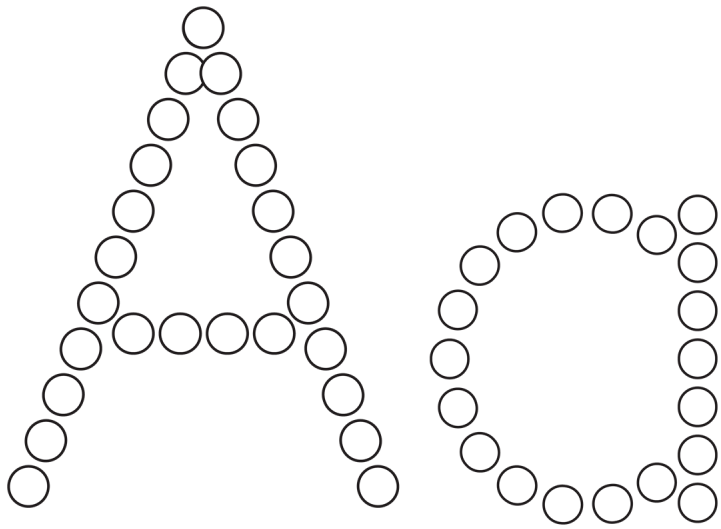
Pom Pom Mat



© Fairy Poppins

© Fairy Poppins

Name _____



Aa is for apple.