

# DINOSAUR



## Counting Mats




Thank you so much for supporting Fairy Poppins. It brings me great joy to create resources that are helpful to you and your students. Happy teaching! Rosey

Did you know I have a blog with additional freebies and resources?

**[fairypoppins.com](http://fairypoppins.com)**

★ [Follow Me](#) on TpT and join my email list to receive updates!



## Questions, Concerns or Technical Help

Please contact me [here](#) via the Q & A section of my TpT store.

## Credits



[Digital Artsi](#)




# Terms of Use

- You are entitled to a single user license to use this copyrighted resource for teaching purposes in your classroom. This includes special permission for distance learning, if it is accessible to only your students or their parents via a password secured login (i.e. Google Classroom, Seesaw, Boom Learning).
- Please do not share this resource on any shared drive or other online platform accessible to people other than yourself or your co-teacher if sharing a class (i.e. School shared drive, Facebook groups, Reddit, Wiki site, virtual hangouts for teachers to name a few).
- If a friend or colleague who is not co-teaching your students requests to use this resource, and you have not purchased a multiple user license, please direct them to my TpT store to purchase their own copy.
- You may not resell / redistribute / recreate / use or share this resource (or the graphics) in whole or in part for any reasons.
- This resource is copyright protected under the Digital Millennium Act.
- You can share photos of my resources in action on Instagram by tagging me @fairypoppinsdotcom.

# Instructions





- **Aim** – To develop counting skills and 1:1 correspondence.
- **Materials** – Counting mats and dinosaur counters.
- **How to Play** – Read the number and then count that amount of dinosaurs onto the circles.

Grab more dinosaur  
number worksheets [here](#)



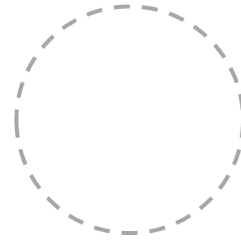

# Other Resources You May Like

Click on the pictures to find out more.



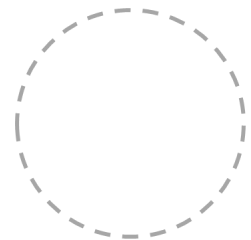
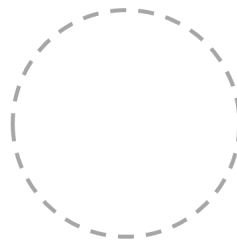


Count one hatched dinosaur.




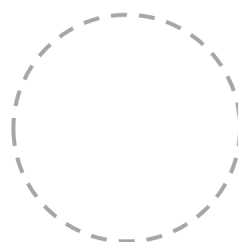
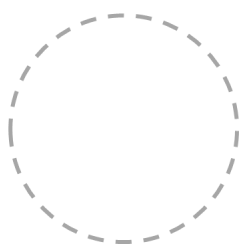
© Fairy Poppins

Count two hatched dinosaurs.







© Fairy Poppins

Count three hatched dinosaurs.



© Fairy Poppins


Count four hatched dinosaurs.



© Fairy Poppins




Count five hatched dinosaurs.




© Fairy Poppins

Count six hatched dinosaurs.




© Fairy Poppins

Count seven hatched dinosaurs.



© Fairy Poppins


Count eight hatched dinosaurs.



© Fairy Poppins




Count nine hatched dinosaurs.



© Fairy Poppins

Count ten hatched dinosaurs.



© Fairy Poppins