

The Five Senses













Activities





Match the Senses

Instructions - Draw a line from the body part to the sense.

		sight
		hearing
		taste
		smell
		touch

© Fairy Poppins




Thank you so much for supporting Fairy Poppins. It brings me great joy to create resources that are helpful to you and your students. Happy teaching! Rosey

Did you know I have a blog with additional freebies and resources?

[**fairypoppins.com**](http://fairypoppins.com)

★ [Follow Me](#) on TpT and join my email list to receive updates!



Questions, Concerns or Technical Help

Please contact me [here](#) via the Q & A section of my TpT store.

Credits




Terms of Use

- You are entitled to a single user license to use this copyrighted resource for teaching purposes in your classroom. This includes special permission for distance learning, if it is accessible to only your students or their parents via a password secured login (i.e. Google Classroom, Seesaw, Boom Learning).
- Please do not share this resource on any shared drive or other online platform accessible to people other than yourself or your co-teacher if sharing a class (i.e. School shared drive, Facebook groups, Reddit, Wiki site, virtual hangouts for teachers to name a few).
- If a friend or colleague who is not co-teaching your students requests to use this resource, and you have not purchased a multiple user license, please direct them to my TpT store to purchase their own copy.
- You may not resell / redistribute / recreate / use or share this resource (or the graphics) in whole or in part for any reasons.
- This resource is copyright protected under the Digital Millennium Act.
- You can share photos of my resources in action on Instagram by tagging me @fairypoppinsdotcom.

Instructions



- These activities are great for introducing the five senses to students.
- Check out the full range of activities [here](#).
- **Activity 1** – Draw a line to match the senses
- **Activity 2** – Spin the wheel and think of an object you can use that sense for e.g. Taste – you can use taste to sense if a food is sweet or sour.

My Blog



Other Resources You May Like

Click on the pictures to find out more.



THE FIVE SENSES

These crafts, workbooks and activities help kids learn the 5 senses.



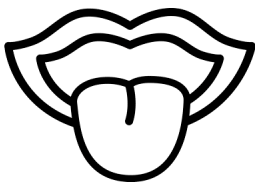
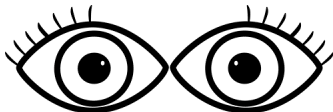

THE FIVE SENSES

These hands-on activities are a fun addition to science centers.



Match the Five Senses

Instructions - Draw a line from the body part to the sense.



sight

hearing

taste

smell

touch

The Five Senses

Name _____

© Fairy Poppins

