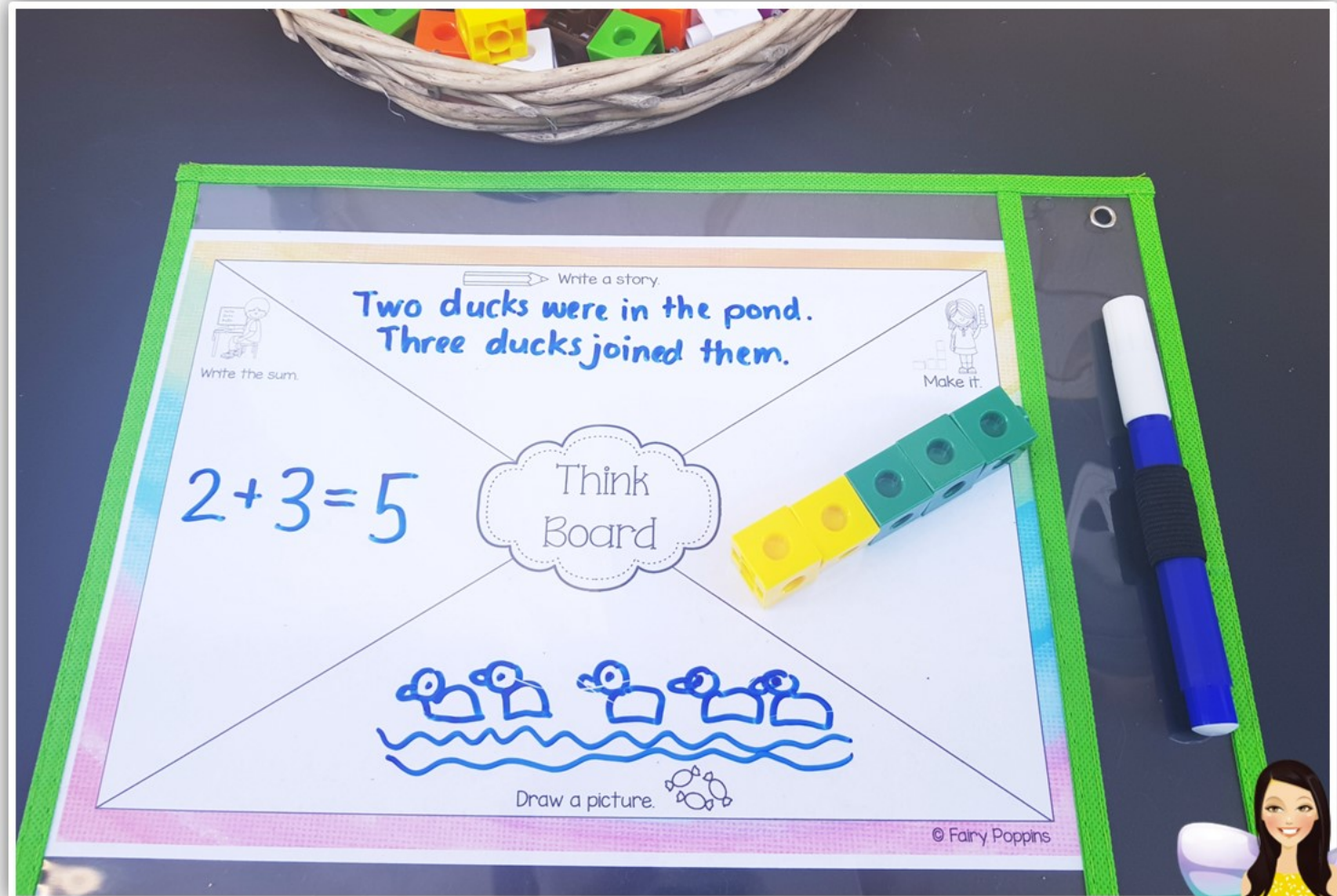


# THINK BOARDS

## NUMBER STORY WORK MATS



Fairy Poppins



Thank you so much for supporting Fairy Poppins. It brings me great joy to create resources that are helpful to you and your students.  
Happy teaching! Rosey

Did you know I have a blog with additional freebies and resources?


[fairypoppins.com](http://fairypoppins.com)

★ [Follow Me](#) on TpT and join my email list to receive updates!



## Questions, Concerns or Technical Help

Please contact me [here](#) via the Q & A section of my TpT store.



## Credits






# Terms of Use

- You are entitled to a single user license to use this copyrighted resource for teaching purposes in your classroom. This includes special permission for distance learning, if it is accessible to only your students or their parents via a password secured login (i.e. Google Classroom, Seesaw, Boom Learning).
- Please do not share this resource on any shared drive or other online platform accessible to people other than yourself or your co-teacher if sharing a class (i.e. School shared drive, Facebook groups, Reddit, Wiki site, virtual hangouts for teachers to name a few).
- If a friend or colleague who is not co-teaching your students requests to use this resource, and you have not purchased a multiple user license, please direct them to my TpT store to purchase their own copy.
- You may not resell / redistribute / recreate / use or share this resource (or the graphics) in whole or in part for any reasons.
- This resource is copyright protected under the Digital Millennium Act.
- You can share photos of my resources in action on Instagram by tagging me @fairypoppinsdotcom.

## Instructions

- There are a few versions to choose from (the main variation is the clip art and border).
- Print and laminate for added durability. I usually print mine on A3 so that there is more working space.
- The black and white version can be used as a worksheet or it can be printed on colored paper.
- **Materials Required**– Dry erase markers and manipulatives such as cubes or counters. Themed counters such as farm animals can be fun for making stories.
- **How to Play**– Kids need to write a number story and the sum. Then they need to model it with a drawing and math manipulatives.

## My Blog



# Other Resources You May Like

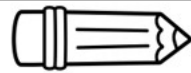
Click on the pictures to find out more.

## ADDITION & SUBTRACTION WORD PROBLEMS

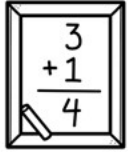


## PART PART WHOLE CENTERS & WORKSHEETS





Write a story.




Write the sum.

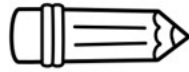


Make it.


# Think Board



Draw a picture.



Write a story.



Write the sum.



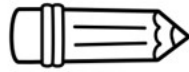
Make it.

# Think Board




Draw a picture.





Write a story.




Write the sum.



Make it.

# Think Board



Draw a picture.



Write a story.




Write the sum.



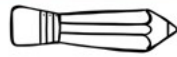
Make it.

# Think Board

Draw a picture.







Write a story.



Write the sum.



Make it.

# Think Board

Draw a picture





Write a story.



Write the sum.



Make it.

# Think Board

Draw a picture

