


APPLE CVC MATS

SPELLING LITERACY CENTER



Fairy Poppins

Thank you so much for supporting Fairy Poppins. It brings me great joy to create resources that are helpful to you and your students.
Happy teaching! Rosey

Did you know I have a blog with additional freebies and resources?


fairypoppins.com

★ [Follow Me](#) on TpT and join my email list to receive updates!




Questions, Concerns or Technical Help

Please contact me [here](#) via the Q & A section of my TpT store.



Credits



Etsy: [Baba Puff Baby](#)

Terms of Use


- You are entitled to a single user license to use this copyrighted resource for teaching purposes in your classroom. This includes special permission for distance learning, if it is accessible to only your students or their parents via a password secured login (i.e. Google Classroom, Seesaw, Boom Learning).
- Please do not share this resource on any shared drive or other online platform accessible to people other than yourself or your co-teacher if sharing a class (i.e. School shared drive, Facebook groups, Reddit, Wiki site, virtual hangouts for teachers to name a few).
- If a friend or colleague who is not co-teaching your students requests to use this resource, and you have not purchased a multiple user license, please direct them to my TpT store to purchase their own copy.
- You may not resell / redistribute / recreate / use or share this resource (or the graphics) in whole or in part for any reasons.
- This resource is copyright protected under the Digital Millennium Act.
- You can share photos of my resources in action on Instagram by tagging me @fairypoppinsdotcom.

Instructions

- Print on cardstock or laminate for durability. Then cut the CVC mats in half.
- Choose one picture card at a time and ask the children what it is.
- For each picture, the children need to sound out the individual sounds and then spell it on the CVC mat. They can use erasable markers or magnetic letters.

Other Resources You May Like

Click on the pictures to find out more.



CVC WORDS ACTIVITIES

These differentiated phonics activities focus on beginning, middle & ending sounds.






Kindergarten to 1st Grade

CVC CENTER ACTIVITIES




These magnetic letter word work activities help kids to spell CVC words.



Kindergarten to 1st Grade



© Fairy Poppins



© Fairy Poppins


I can spell my **CVCs**



© Fairy Poppins

cab


I can spell my **CVCs**



© Fairy Poppins

jam

I can spell my **CVCs**



© Fairy Poppins

fan


I can spell my **CVCs**



© Fairy Poppins

van

I can spell my **CVCs**



© Fairy Poppins

map

I can spell my **CVCs**



© Fairy Poppins

cap

I can spell my **CVCs**



© Fairy Poppins

cat

I can spell my **CVCs**



© Fairy Poppins

rat

I can spell my **CVCs**



© Fairy Poppins

hat


I can spell my **CVCs**



© Fairy Poppins

web


I can spell my **CVCs**



© Fairy Poppins

bed

I can spell my **CVCs**



© Fairy Poppins

hen


I can spell my **CVCs**



© Fairy Poppins

ten

I can spell my **CVCs**



© Fairy Poppins

net


I can spell my **CVCs**



© Fairy Poppins

jet

I can spell my **CVCs**



© Fairy Poppins

pig

I can spell my **CVCs**



© Fairy Poppins

dig


I can spell my **CVCs**



© Fairy Poppins

sit


I can spell my **CVCs**



© Fairy Poppins

pin


I can spell my **CVCs**



© Fairy Poppins

zip


I can spell my **CVCs**



© Fairy Poppins

lip


I can spell my **CVCs**



© Fairy Poppins

rod


I can spell my **CVCs**



© Fairy Poppins

log


I can spell my **CVCs**



© Fairy Poppins

cob


I can spell my **CVCs**



© Fairy Poppins

pot

I can spell my **CVCs**



© Fairy Poppins

pop

I can spell my **CVCs**



© Fairy Poppins

mop


I can spell my **CVCs**



© Fairy Poppins

tub


I can spell my **CVCs**



© Fairy Poppins

mud

I can spell my **CVCs**



© Fairy Poppins

sub


I can spell my **CVCs**



© Fairy Poppins

mug


I can spell my **CVCs**



© Fairy Poppins

gum

I can spell my **CVCs**



© Fairy Poppins

sun


I can spell my **CVCs**



© Fairy Poppins

cup

I can spell my **CVCs**



© Fairy Poppins

cut

I can spell my **CVCs**



© Fairy Poppins

hut