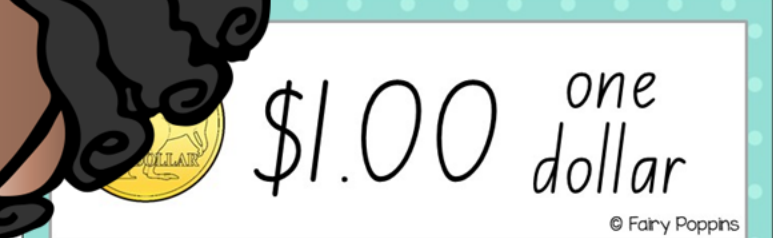


# AUSSIE MONEY

## WORD WALL




Thank you so much for supporting Fairy Poppins. It brings me great joy to create resources that are helpful to you and your students. Happy teaching! Rosey

Did you know I have a blog with additional freebies and resources?

**[fairypoppins.com](http://fairypoppins.com)**

★ [Follow Me](#) on TpT and join my email list to receive updates!



## Questions, Concerns or Technical Help

Please contact me [here](#) via the Q & A section of my TpT store.

## Credits




# Terms of Use

- You are entitled to a single user license to use this copyrighted resource for teaching purposes in your classroom. This includes special permission for distance learning, if it is accessible to only your students or their parents via a password secured login (i.e. Google Classroom, Seesaw, Boom Learning).
- Please do not share this resource on any shared drive or other online platform accessible to people other than yourself or your co-teacher if sharing a class (i.e. School shared drive, Facebook groups, Reddit, Wiki site, virtual hangouts for teachers to name a few).
- If a friend or colleague who is not co-teaching your students requests to use this resource, and you have not purchased a multiple user license, please direct them to my TpT store to purchase their own copy.
- You may not resell / redistribute / recreate / use or share this resource (or the graphics) in whole or in part for any reasons.
- This resource is copyright protected under the Digital Millennium Act.
- You can share photos of my resources in action on Instagram by tagging me @fairypoppinsdotcom.

# Instructions

- Print and laminate the resources for added durability

## My Blog





# Other Resources You May Like

Click on the pictures to find out more.

## Aussie Money

### Worksheets




The cover for 'Aussie Money Worksheets' features a girl in a brown bush hat and a pink piggy bank. It displays three sample worksheets: 'Twenty Cents' with coin counting exercises, 'Toy Store' with a shopping list and coin selection, and 'The Coin Money Train' with a train-themed coin activity. A blue banner at the bottom left indicates 'Years 1 to 3' and the publisher 'Fairy Poppins' is at the bottom right.

Years 1 to 3

Fairy Poppins

## Aussie Money


### Math Centres



The cover for 'Aussie Money Math Centres' features a boy in a brown bush hat and a pink piggy bank. It displays two sample math centre activities: 'Dinosaur Egg Rescue' with a grid of dinosaur eggs and coins, and 'Money Train' with a train-themed coin activity. A blue banner at the bottom left indicates 'Years 1 to 3' and the publisher 'Fairy Poppins' is at the bottom right.

Years 1 to 3

Fairy Poppins



# Australian Money

# Australian Coins

© Fairy Poppins



5c

five  
cents

© Fairy Poppins



10c

ten  
cents

© Fairy Poppins



20c

twenty  
cents

© Fairy Poppins



50c fifty cents

© Fairy Poppins



\$1.00 one dollar

© Fairy Poppins



\$2.00 two dollars

© Fairy Poppins

# Australian Notes

© Fairy Poppins





\$5.00 five dollars

© Fairy Poppins



\$10.00 ten dollars

© Fairy Poppins



\$20.00 twenty dollars

© Fairy Poppins



\$50.00 fifty dollars

© Fairy Poppins





\$100.00 one hundred dollars

© Fairy Poppins



money

© Fairy Poppins

c cents

© Fairy Poppins

\$ dollars

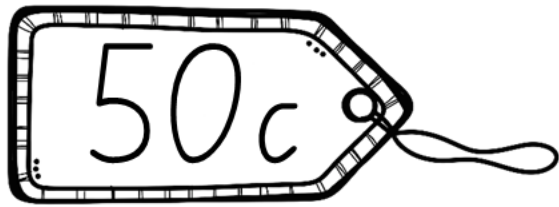
© Fairy Poppins



value




© Fairy Poppins



price

© Fairy Poppins



save

© Fairy Poppins



buy

© Fairy Poppins



bought

© Fairy Poppins



shop

© Fairy Poppins



cash register

© Fairy Poppins




bag

© Fairy Poppins



pay

© Fairy Poppins



card

© Fairy Poppins



notes

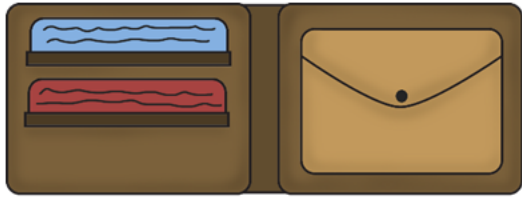
© Fairy Poppins



coins

© Fairy Poppins





wallet

© Fairy Poppins



purse

© Fairy Poppins



basket

© Fairy Poppins



trolley

© Fairy Poppins