

DIGRAPHS

CLIP CARDS



Thank you so much for supporting Fairy Poppins. It brings me great joy to create resources that are helpful to you and your students.
Happy teaching! Rosey

Did you know I have a blog with additional freebies and resources?


fairypoppins.com

★ [Follow Me](#) on TpT and join my email list to receive updates!



Questions, Concerns or Technical Help

Please contact me [here](#) via the Q & A section of my TpT store.



Credits




Terms of Use

- You are entitled to a single user license to use this copyrighted resource for teaching purposes in your classroom. This includes special permission for distance learning, if it is accessible to only your students or their parents via a password secured login (i.e. Google Classroom, Seesaw, Boom Learning).
- Please do not share this resource on any shared drive or other online platform accessible to people other than yourself or your co-teacher if sharing a class (i.e. School shared drive, Facebook groups, Reddit, Wiki site, virtual hangouts for teachers to name a few).
- If a friend or colleague who is not co-teaching your students requests to use this resource, and you have not purchased a multiple user license, please direct them to my TpT store to purchase their own copy.
- You may not resell / redistribute / recreate / use or share this resource (or the graphics) in whole or in part for any reasons.
- This resource is copyright protected under the Digital Millennium Act.
- You can share photos of my resources in action on Instagram by tagging me @fairypoppinsdotcom.

Instructions

- Print and laminate the clip cards for added durability.
- Choose a card, say the sound and place a clothes pin on the answer.
- Continue playing until all of the cards have been completed.

My Blog



Scan QR Code to find
more useful resources

Other Resources You May Like

Click on the pictures to find out more.

fairyppoppins.com

The collage features several educational materials for the digraph 'sh'. At the top left is the website 'fairyppoppins.com'. Below it is a worksheet with the heading 'sh' and a picture of a shovel. The worksheet includes tracing practice and a matching exercise with pictures of a fish, a shirt, and a shoe. In the foreground is a blue book cover titled 'Digraphs Book' with illustrations of two children and a sheep. To the right is another worksheet for the digraph 'ng', featuring a picture of a girl singing and a matching exercise with pictures of a king, a ring, a butterfly, a string, a sting, and a swing. A word search grid is also visible at the bottom of the 'ng' worksheet.

DIGRAPHS WORKBOOK

These phonics worksheets help kids learn about **digraphs**.

DIGRAPHS PHONICS POSTERS

A girl with blonde pigtails holds a white sign that says '37 posters 4 Designs'. Next to her is a poster for the digraph 'ch'. The poster features a chick, a chair, cherries, and cheese. The text 'Fairy Poppins' is at the bottom.

Fairy Poppins

DIGRAPHS HIGHLIGHT & HOLE PUNCH

A boy with dark hair points to a poster for the digraph 'sh'. The poster includes a fish and a list of words: fish, trash, cash, brush. The text 'Fairy Poppins' is at the bottom.

Fairy Poppins

CCVC Words

Literacy Center

A boy wearing a yellow hard hat and a green vest holds a poster for 'CCVC Words'. The poster shows examples of words like 'ship', 'crab', and 'club' with their first two letters highlighted. The text 'Fairy Poppins' is at the bottom.

Fairy Poppins

BEGINNING BLENDS PHONICS WORKBOOK

A girl with brown hair holds a poster for the blend 'sn'. The poster features a snail and a list of words: snake, sleep, slide, snail, snail. The text 'Fairy Poppins' is at the bottom.


Fairy Poppins

Digraph

Clip Cards



© Fairy Poppins




__ _ air

© Fairy Poppins

th

ch

sh



__ _ eese

© Fairy Poppins

sh

ch

th



__ _ erry

© Fairy Poppins

th

ch

th



__ _ ief

© Fairy Poppins

th

ch

sh



__ _ umb

© Fairy Poppins

th

ch

sh



__ _ ermos

© Fairy Poppins

th

ch

sh



__ _ oe

© Fairy Poppins

th

ch

sh




___ ip

© Fairy Poppins

th

ch

sh




___ isker

© Fairy Poppins

ph

qu

wh




___ ark

© Fairy Poppins

th

ch

sh



___ istle

© Fairy Poppins

wh

ph

qu



__ eel

© Fairy Poppins

wh

qu

ph



__ oto

© Fairy Poppins

ph

qu

wh




__ one

© Fairy Poppins

qu

ph

wh




__ iet

© Fairy Poppins

wh

ph

qu




___ uilt

© Fairy Poppins

wh

qu

ph



fi ___

© Fairy Poppins

sh

th

ck



bru ___

© Fairy Poppins

sh

th

ck



lea ___

© Fairy Poppins

ng

th

sh



ba _ _

© Fairy Poppins

ch

th

sh




too _ _

© Fairy Poppins

sh

th

ng



mou _ _

© Fairy Poppins

sh

ck

th



si _ _

© Fairy Poppins

ng

sh

th



ri _ _

© Fairy Poppins

th

ng

sh



so _ _

© Fairy Poppins

sh

ck

ng



swi _ _

© Fairy Poppins

sh

th

ng




si _ _

© Fairy Poppins

ck

sh

ch




du _ _

© Fairy Poppins

ch

ck

sh




cou _ _

© Fairy Poppins

sh

th

ch



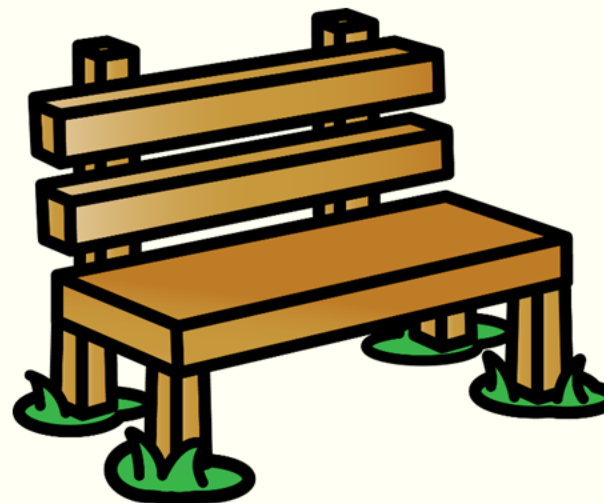
lun _ _

© Fairy Poppins

sh

ch

ck



ben _ _

© Fairy Poppins

th

sh

ch