


CHRISTMAS

MATH & LITERACY WORKSHEETS




Thank you so much for supporting Fairy Poppins. It brings me great joy to create resources that are helpful to you and your students. Happy teaching! Rosey

Did you know I have a blog with additional freebies and resources?

fairypoppins.com


★ [Follow Me](#) on TpT and join my email list to receive updates!




Questions, Concerns or Technical Help

Please contact me [here](#) via the Q & A section of my TpT store.

Credits



[Karen Jones](#)




Terms of Use

- You are entitled to a single user license to use this copyrighted resource for teaching purposes in your classroom. This includes special permission for distance learning, if it is accessible to only your students or their parents via a password secured login (i.e. Google Classroom, Seesaw, Boom Learning).
- Please do not share this resource on any shared drive or other online platform accessible to people other than yourself or your co-teacher if sharing a class (i.e. School shared drive, Facebook groups, Reddit, Wiki site, virtual hangouts for teachers to name a few).
- If a friend or colleague who is not co-teaching your students requests to use this resource, and you have not purchased a multiple user license, please direct them to my TpT store to purchase their own copy.
- You may not resell / redistribute / recreate / use or share this resource (or the graphics) in whole or in part for any reasons.
- This resource is copyright protected under the Digital Millennium Act.
- You can share photos of my resources in action on Instagram by tagging me @fairypoppinsdotcom.

Instructions

- Print the activities relevant to your students. They are suitable for kids in kindergarten up to second grade.
- They are great for revision or early finisher activities.
- For the spill and add worksheets each student will need 10 two colored counters and a cup.
- For the reindeer dab a number, kids can use bingo daubers or Q-tips dipped in paint.

My Blog




Other Resources You May Like

Click on the pictures to find out more.

THE NORTH POLE

Four Fun Dramatic Play Centers in One!



Name _____

Christmas Word Search

C	A	S	P	U	D	D	I	N	G	C	T	S
S	S	N	O	W	F	L	A	K	E	A	R	N
T	D	E	C	O	R	A	T	I	O	N	S	O
A	E	P	J	P	M	S	D	C	E	D	C	R
R	D	R	U	D	O	L	P	H	M	Y	A	T
E	G	S	T	N	E	S	E	R	P	C	N	H
K	H	I	L	S	I	L	L	I	C	A	D	P
C	S	A	N	T	A	R	F	S	H	N	L	O
A	T	S	F	M	U	L	D	T	R	E	E	L
R	E	I	N	D	E	E	R	M	C	S	L	E
C	S	L	E	I	G	H	S	A	Y	J	O	Y
W	G	N	I	K	C	O	T	S	P	S	O	F
G	I	N	G	E	R	B	R	E	A	D	U	Y

Christmas

Rudolph

North Pole

tree

snowflake

stocking

reindeer

star

sleigh

candy cane

joy

elf

presents

pudding


Santa

decorations

cracker

candle

gingerbread



Name _____

Color by Sight Word

Color Key

- there = blue
- was = red
- then = brown
- here = pink
- has = yellow
- because = purple
- that = green



Name _____

Colour by Sight Word

Colour Key

- there = blue
- was = red
- then = brown
- here = pink
- has = yellow
- because = purple
- that = green



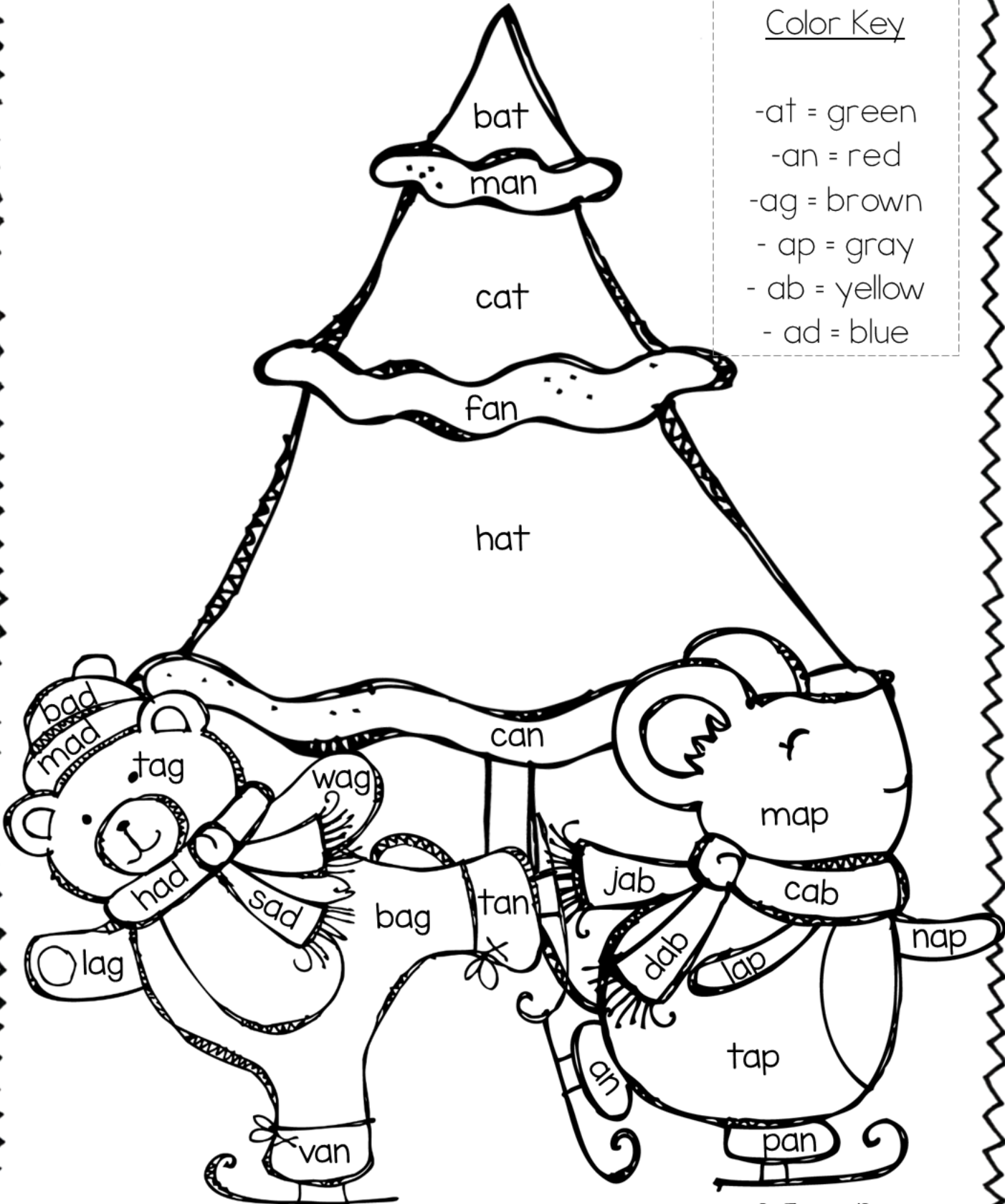
Name _____

Color By Word Family

Short a

Color Key

- at = green
- an = red
- ag = brown
- ap = gray
- ab = yellow
- ad = blue



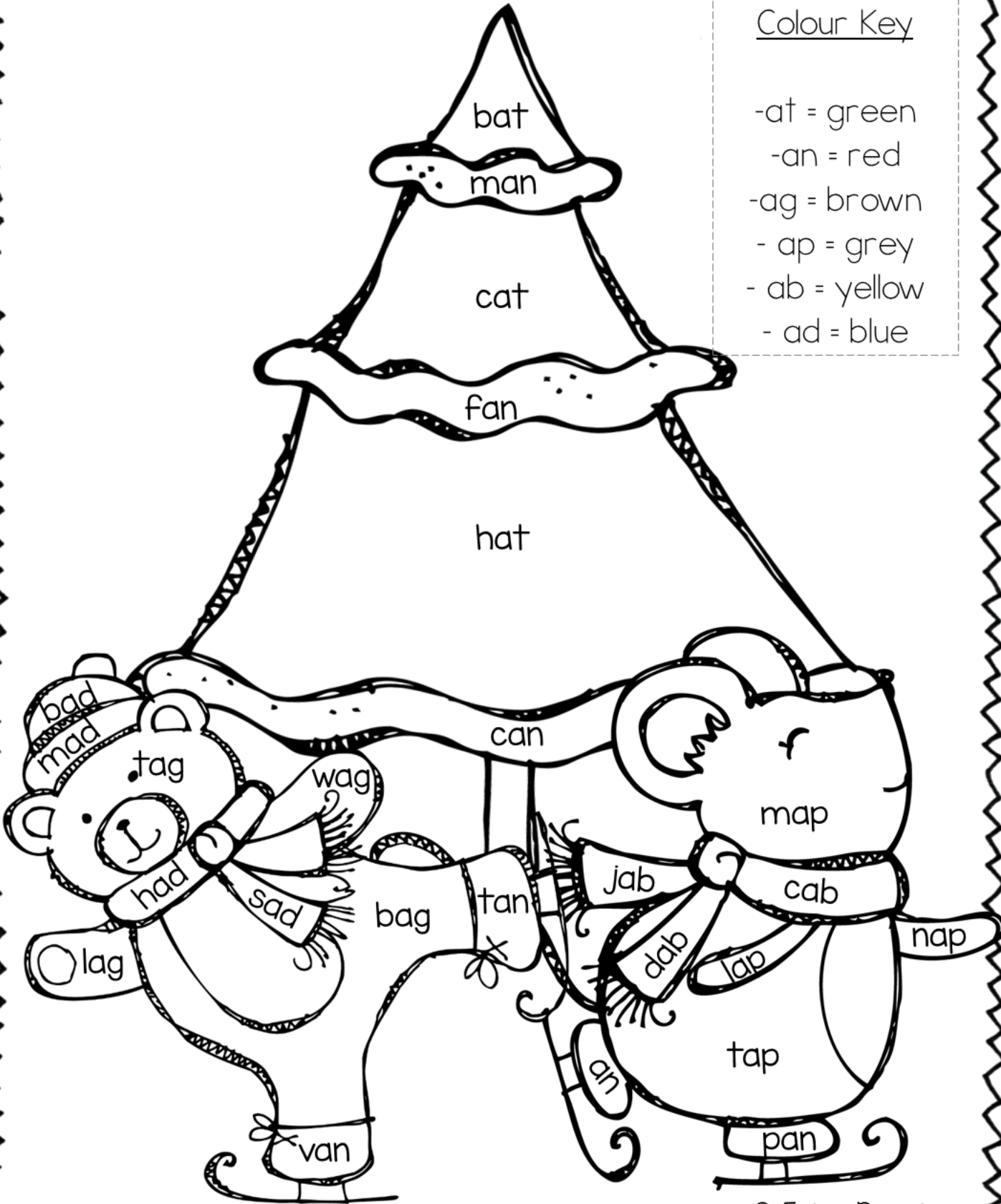
Name _____

Colour By Word Family

Short a

Colour Key

- at = green
- an = red
- ag = brown
- ap = grey
- ab = yellow
- ad = blue



Name _____

Santa's Phonics 1



tr

ai

ee

ck

oo

st



reind_____r



m_____l




sa_____



_____ocking



c_____kies



_____ee

Name _____

Santa's Phonics 2



ll


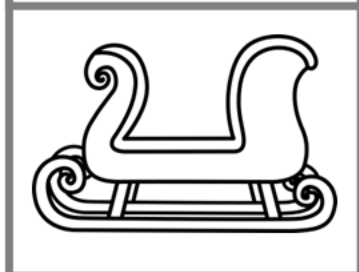
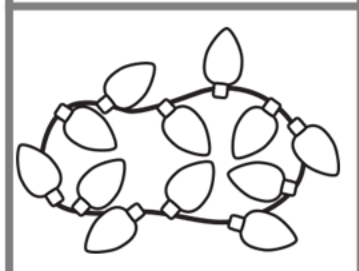

igh

ft

lf

sl

ai



gi _____

e _____

l _____ ts

be _____

tr _____ n

_____ eigh

Dear Santa Claus

Love from _____



Dear Santa Claus

Love from _____



© 2014

Dear Santa Claus

Handwriting practice area with multiple sets of lines: a solid top line, a dashed middle line, and a solid bottom line.

Love from

Handwriting practice area with three lines: a solid top line, a dashed middle line, and a solid bottom line.





Name _____

Reindeer Dab a Number

1.




○	○	○	○	○
○	○	○	○	○
○	○	○	○	○
○	○	○	○	○

2.




○	○	○	○	○
○	○	○	○	○
○	○	○	○	○
○	○	○	○	○

3.



○	○	○	○	○
○	○	○	○	○
○	○	○	○	○
○	○	○	○	○

4.



○	○	○	○	○
○	○	○	○	○
○	○	○	○	○
○	○	○	○	○

5.



○	○	○	○	○
○	○	○	○	○
○	○	○	○	○
○	○	○	○	○

6.



○	○	○	○	○
○	○	○	○	○
○	○	○	○	○
○	○	○	○	○

7.



○	○	○	○	○
○	○	○	○	○
○	○	○	○	○
○	○	○	○	○

8.



○	○	○	○	○
○	○	○	○	○
○	○	○	○	○
○	○	○	○	○

Name _____



Elf Spill & Add

1.

○	○	○	○	○
○	○	○	○	○

_____ + _____ = 10
red yellow

2.

○	○	○	○	○
○	○	○	○	○

_____ + _____ = 10
red yellow

3.

○	○	○	+	○
○	○	○	○	○

_____ + _____ = 10
red yellow

4.

○	○	○	○	○
○	○	○	○	○

_____ + _____ = 10
red yellow

5.

○	○	○	○	○
○	○	○	○	○

_____ + _____ = 10
red yellow

6.

○	○	○	○	○
○	○	○	○	○

_____ + _____ = 10
red yellow

7.

○	○	○	○	○
○	○	○	○	○

_____ + _____ = 10
red yellow

8.

○	○	○	○	○
○	○	○	○	○

_____ + _____ = 10
red yellow

Name _____

Reindeer Addition

1.

	tens	ones
	3	5
+	2	3
<hr/>		

2.

	tens	ones
	4	4
+	3	5
<hr/>		

3.

	tens	ones
	8	0
+	1	3
<hr/>		

4.

	tens	ones
	2	2
+	5	2
<hr/>		

5.

	tens	ones
	2	4
+	6	2
<hr/>		

6.

	tens	ones
	7	3
+	1	6
<hr/>		

7.

	tens	ones
	3	4
+	5	4
<hr/>		

8.

	tens	ones
	5	1
+	3	1
<hr/>		

9.

	tens	ones
	5	1
+	1	8
<hr/>		

10.

	tens	ones
	5	7
+	1	0
<hr/>		

11.

	tens	ones
	5	3
+	2	3
<hr/>		

12.


	tens	ones
	7	0
+	1	9
<hr/>		

13.

	tens	ones
	3	6
+	2	3
<hr/>		

14.

	tens	ones
	2	8
+	1	1
<hr/>		



Reindeer Addition 2

	tens	ones
	3	9
+	2	5
<hr/>		

	tens	ones
	4	7
+	3	4
<hr/>		

	tens	ones
	8	6
+	1	5
<hr/>		

	tens	ones
	2	7
+	5	7
<hr/>		

	tens	ones
	2	9
+	6	2
<hr/>		

	tens	ones
	7	9
+	1	3
<hr/>		

	tens	ones
	3	8
+	5	4
<hr/>		

	tens	ones
	5	7
+	3	4
<hr/>		

	tens	ones
	5	8
+	1	3
<hr/>		


	tens	ones
	5	9
+	1	5
<hr/>		

	tens	ones
	5	7
+	2	5
<hr/>		

	tens	ones
	7	8
+	1	4
<hr/>		

	tens	ones
	3	9
+	2	6
<hr/>		

	tens	ones
	2	9
+	1	4
<hr/>		



Name _____

Christmas Subtraction

1.

	tens	ones
	5	7
-	4	2
<hr/>		

2.

	tens	ones
	7	8
-	3	3
<hr/>		

3.

	tens	ones
	8	5
-	2	5
<hr/>		

4.

	tens	ones
	9	6
-	5	3
<hr/>		

5.

	tens	ones
	8	9
-	3	3
<hr/>		

6.

	tens	ones
	9	4
-	4	2
<hr/>		

7.

	tens	ones
	8	9
-	4	5
<hr/>		

8.

	tens	ones
	8	7
-	5	5
<hr/>		

9.

	tens	ones
	9	8
-	6	4
<hr/>		

10.

	tens	ones
	8	3
-	6	3
<hr/>		

11.

	tens	ones
	7	5
-	2	1
<hr/>		

12.

	tens	ones
	6	8
-	3	1
<hr/>		

13.

	tens	ones
	9	4
-	2	3
<hr/>		

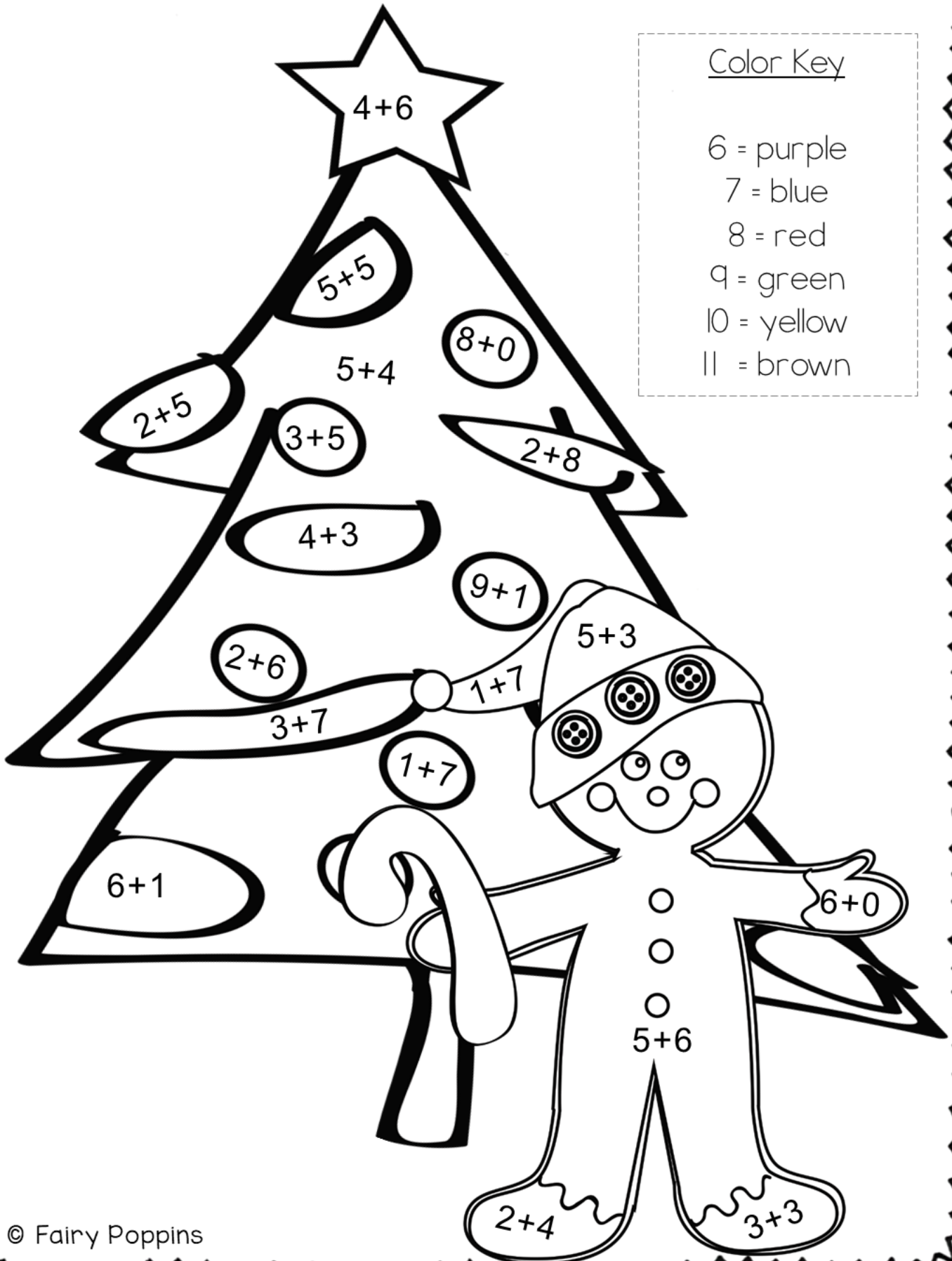
14.

	tens	ones
	9	9
-	8	0
<hr/>		



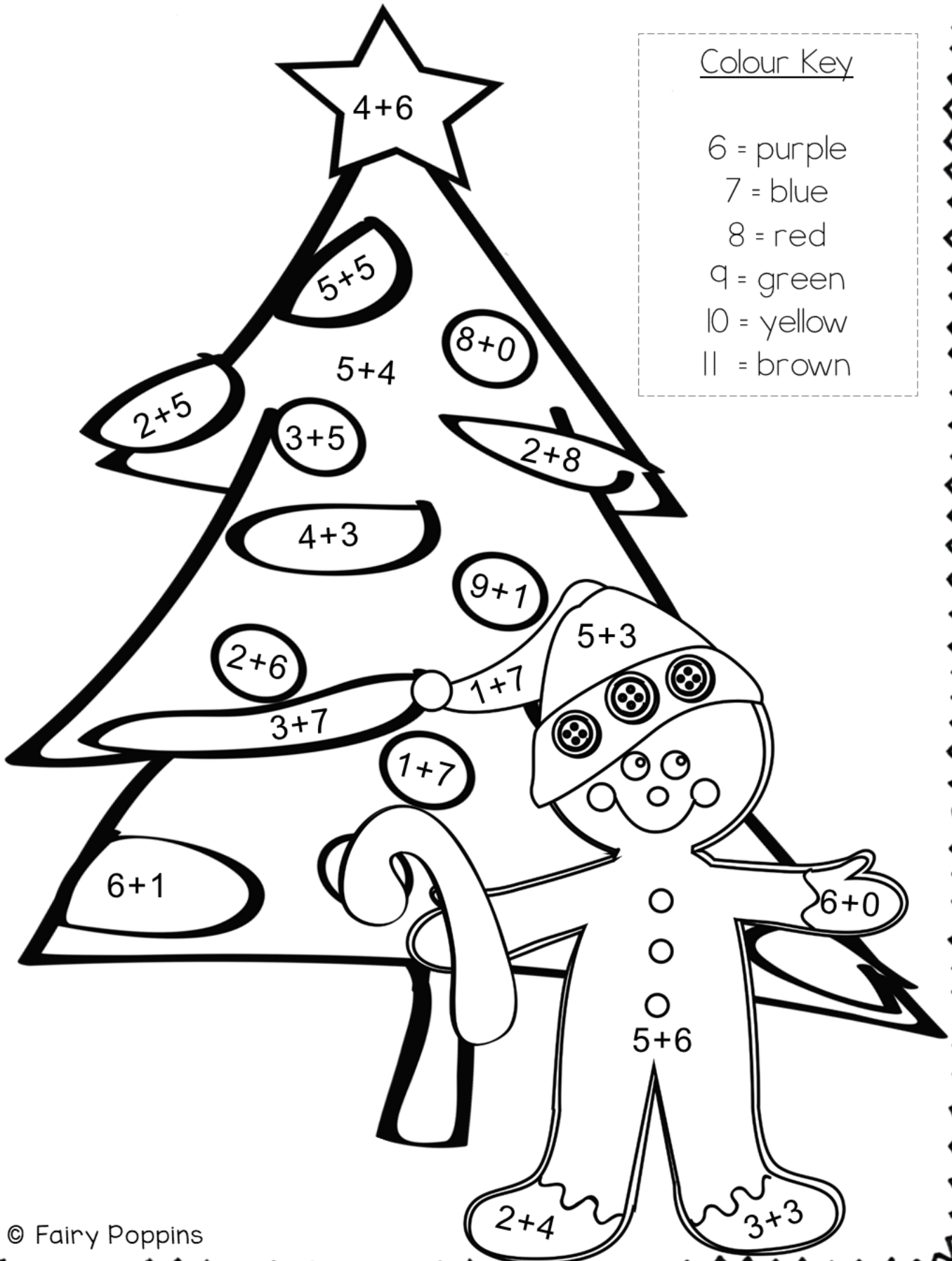
Name _____

Christmas Color by Sum



Name _____


Christmas Colour by Sum




Name _____




Christmas Time 1




:



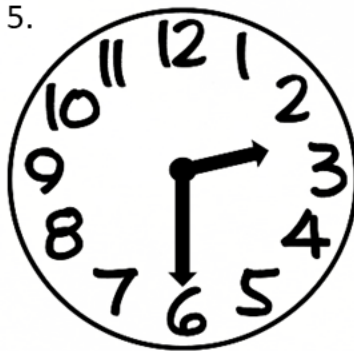
:




:




:




:




:




:



:




:



Name _____


Christmas Time 2

1.




:

2.




:

3.




:

4.




:

5.




:

6.




:

7.




:

8.



:

9.



:
