

# EASTER ACTIVITIES



Name \_\_\_\_\_

### Easter Place Value

Write the number of tens and ones.

1. Tens: \_\_\_\_\_  
Ones: \_\_\_\_\_

2. Tens: \_\_\_\_\_  
Ones: \_\_\_\_\_

3. Tens: \_\_\_\_\_  
Ones: \_\_\_\_\_

Quarter Past, Quarter To \_\_\_\_\_ Name \_\_\_\_\_

### Easter Time

1. 2. 3.

Name \_\_\_\_\_

### Skip Count By 5s

Instructions - Count by 5s to collect the eggs and find the magic "hoop!"

35 → ○ ○ ○ ○ ○

○ ○ ○ ○ ○

50

Name \_\_\_\_\_

### Color By Easter Word

KEY

- bunny - brown
- egg - pink
- chick - yellow
- Easter - purple
- basket - blue

Name \_\_\_\_\_

### Easter Word Search

D	E	C	O	R	A	T	E	H	E	T
K	H	F	Y	A	D	N	U	S	S	F
S	I	Y	N	N	N	U	B	A	H	A
R	C	H	I	C	K	H	A	B	R	M
E	K	B	O	N	G	B	S	O	E	I
W	C	H	D	N	I	F	K	N	T	L
O	B	W	Q	P	O	H	E	N	S	Y
L	E	G	G	S	P	J	T	E	A	G
F	C	H	O	C	O	L	A	T	E	H

Easter: eggs, bunny, chick, basket, chocolate, hunt

Flowers: hop, decorate, find




Thank you so much for supporting Fairy Poppins. It brings me great joy to create resources that are helpful to you and your students. Happy teaching! Rosey

Did you know I have a blog with additional freebies and resources?

[fairypoppins.com](http://fairypoppins.com)


★ [Follow Me](#) on TpT and join my email list to receive updates!



## Questions, Concerns or Technical Help

Please contact me [here](#) via the Q & A section of my TpT store.

## Credits



MyCuteGraphics

Pretty Grafik Design

Magic Maker Scraps




# Terms of Use

- You are entitled to a single user license to use this copyrighted resource for teaching purposes in your classroom. This includes special permission for distance learning, if it is accessible to only your students or their parents via a password secured login (i.e. Google Classroom, Seesaw, Boom Learning).
- Please do not share this resource on any shared drive or other online platform accessible to people other than yourself or your co-teacher if sharing a class (i.e. School shared drive, Facebook groups, Reddit, Wiki site, virtual hangouts for teachers to name a few).
- If a friend or colleague who is not co-teaching your students requests to use this resource, and you have not purchased a multiple user license, please direct them to my TpT store to purchase their own copy.
- You may not resell / redistribute / recreate / use or share this resource (or the graphics) in whole or in part for any reasons.
- This resource is copyright protected under the Digital Millennium Act.
- You can share photos of my resources in action on Instagram by tagging me @fairypoppinsdotcom.

# Instructions

- Math worksheets – These worksheets review concepts such as telling time, skip counting, symmetry and place value.
- Literacy worksheets - There is a word search, color by Easter word and Easter egg description worksheet (design an Easter egg).
- Craft templates – There is a bunny basket template and a variety of Easter card templates. Please see the “craft notes” sheets for more ideas.
- Happy Easter poster – This is a happy Easter wish from me to you 😊. But, it can also be used as a poster in your class.

## My Blog



# Other Resources You May Like

Click on the pictures to find out more.



Pre-K to 2nd Grade




# EASTER WRITING CRAFTS

Fun, hands on writing crafts for Pre-K, Preschool and Kindergarten.


# Easter Time 1

1.




\_\_\_\_\_ : \_\_\_\_\_

2.




\_\_\_\_\_ : \_\_\_\_\_

3.




\_\_\_\_\_ : \_\_\_\_\_

4.




\_\_\_\_\_ : \_\_\_\_\_

5.




\_\_\_\_\_ : \_\_\_\_\_


6.



\_\_\_\_\_ : \_\_\_\_\_




7.



\_\_\_\_\_ : \_\_\_\_\_


8.



\_\_\_\_\_ : \_\_\_\_\_


# Easter Time 2

1.



\_\_\_\_\_ : \_\_\_\_\_

2.




\_\_\_\_\_ : \_\_\_\_\_

3.




\_\_\_\_\_ : \_\_\_\_\_

4.




\_\_\_\_\_ : \_\_\_\_\_

5.




\_\_\_\_\_ : \_\_\_\_\_

6.




\_\_\_\_\_ : \_\_\_\_\_

7.




\_\_\_\_\_ : \_\_\_\_\_

8.




\_\_\_\_\_ : \_\_\_\_\_




# Easter Time 3

1.




\_\_\_\_\_ : \_\_\_\_\_

2.




\_\_\_\_\_ : \_\_\_\_\_

3.




\_\_\_\_\_ : \_\_\_\_\_

4.




\_\_\_\_\_ : \_\_\_\_\_

5.




\_\_\_\_\_ : \_\_\_\_\_


6.



\_\_\_\_\_ : \_\_\_\_\_




7.



\_\_\_\_\_ : \_\_\_\_\_

8.



\_\_\_\_\_ : \_\_\_\_\_



# Missing Number Hunt

Instructions - Use the hundred chart to help the Easter bunny find the missing numbers.

1	2	3	4	5	6	7	8	9	10
11	12	13	14	15	16	17	18	19	20
21	22	23	24	25	26	27	28	29	30
31	32	33	34	35	36	37	38	39	40
41	42	43	44	45	46	47	48	49	50
51	52	53	54	55	56	57	58	59	60
61	62	63	64	65	66	67	68	69	70
71	72	73	74	75	76	77	78	79	80
81	82	83	84	85	86	87	88	89	90
91	92	93	94	95	96	97	98	99	100

1. Count by 2s

2, \_\_\_\_\_, 6, \_\_\_\_\_, \_\_\_\_\_, \_\_\_\_\_, 14, \_\_\_\_\_, 18, \_\_\_\_\_, 22.


2. Count by 5s

5, \_\_\_\_\_, 15, \_\_\_\_\_, \_\_\_\_\_, 30, \_\_\_\_\_, \_\_\_\_\_, 45, \_\_\_\_\_.

3. Count by 10s

10, \_\_\_\_\_, 30, \_\_\_\_\_, \_\_\_\_\_, \_\_\_\_\_, 70, \_\_\_\_\_, 90, \_\_\_\_\_.





# Skip Count By 2s

Instructions – Count by 2s to help the Easter bunny collect the eggs!

Start

2

8

14

20

26

30

36

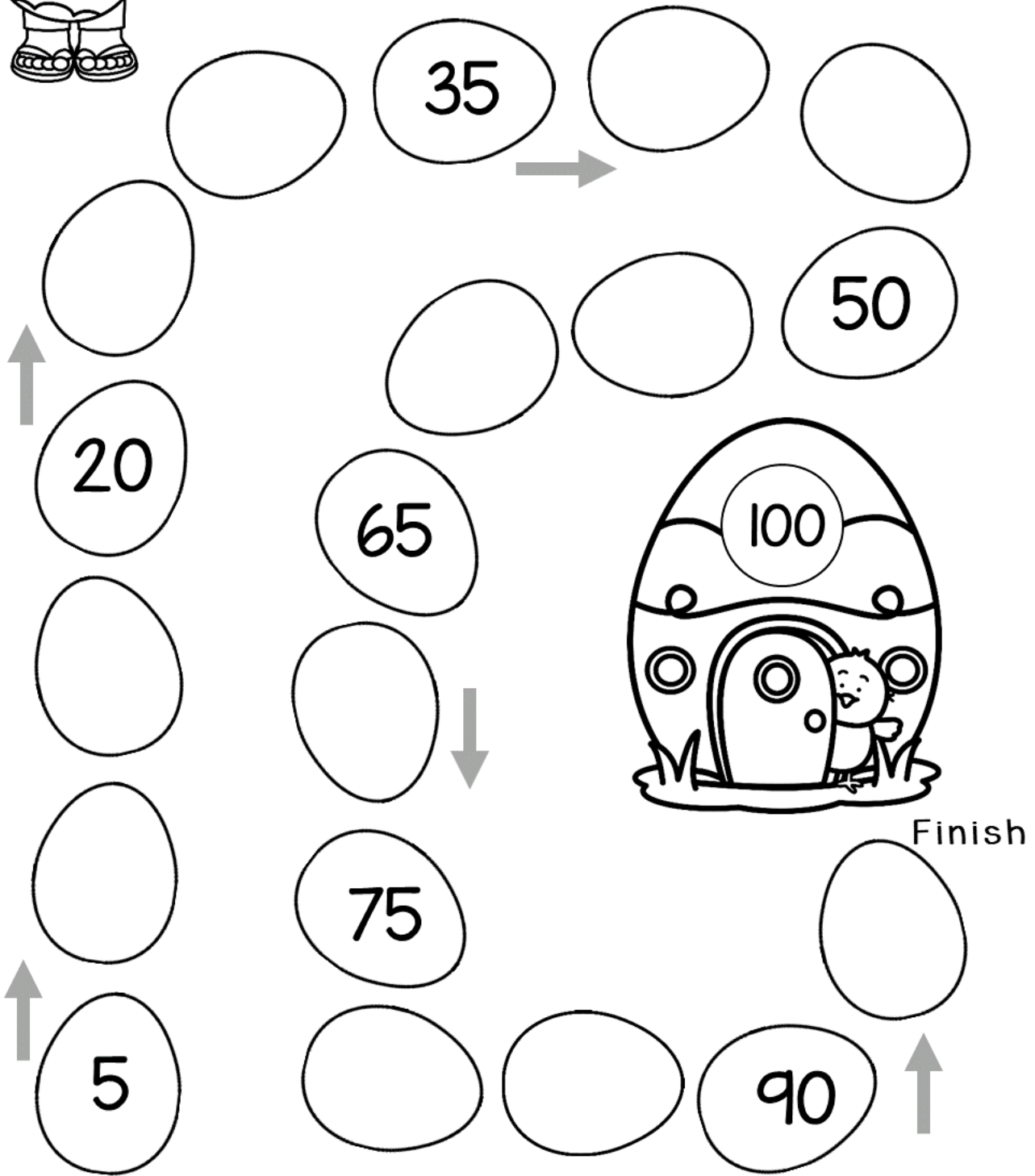
Finish

40

# Skip Count By 5s



Instructions – Count by 5s to collect the eggs and find the egg house!



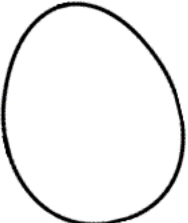
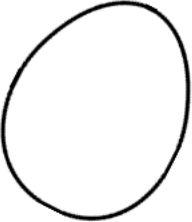
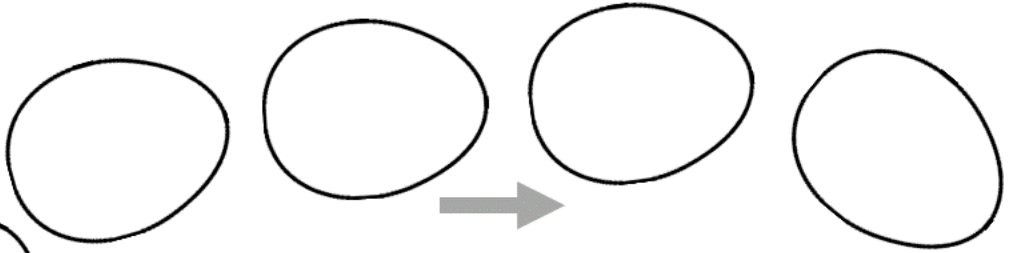


Start


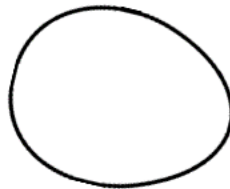

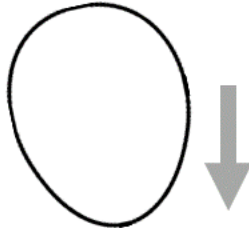


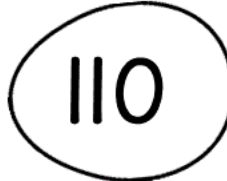
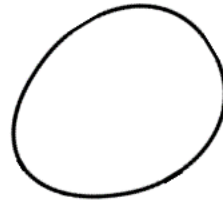
Finish

# Skip Count By 10s



Instructions— Count by 10s to collect the eggs and catch the egg thief!



Start



Finish



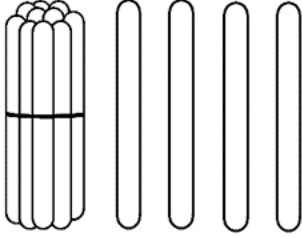
## Easter Place Value



Write the number of tens and ones.

Write the number

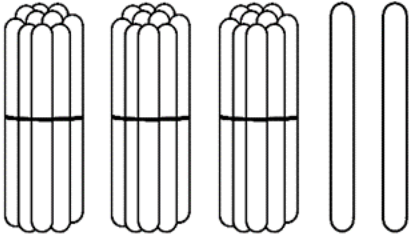
1.



Tens \_\_\_\_\_

Ones \_\_\_\_\_

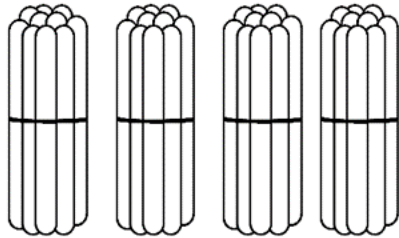
2.



Tens \_\_\_\_\_

Ones \_\_\_\_\_

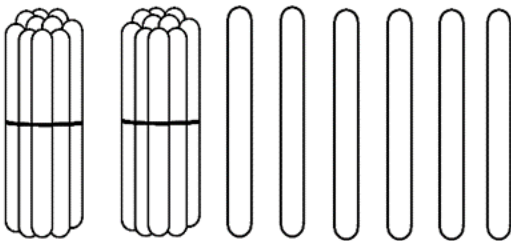
3.



Tens \_\_\_\_\_

Ones \_\_\_\_\_

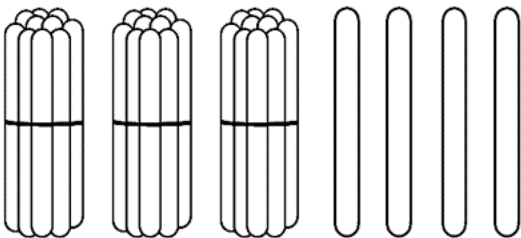
4.



Tens \_\_\_\_\_

Ones \_\_\_\_\_

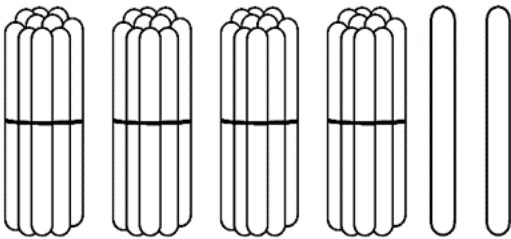
5.



Tens \_\_\_\_\_

Ones \_\_\_\_\_

6.



Tens \_\_\_\_\_

Ones \_\_\_\_\_

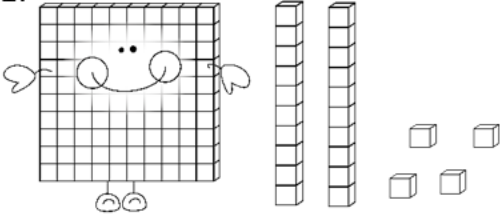
# Easter Place Value



Write the number of hundreds, tens and ones.

Write the number

1.

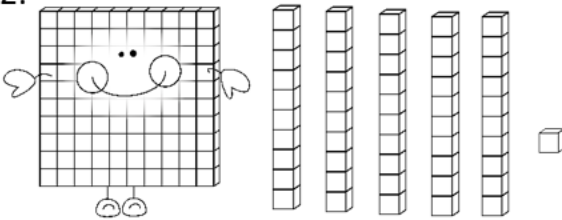


Hundreds \_\_\_\_\_

Tens \_\_\_\_\_

Ones \_\_\_\_\_

2.

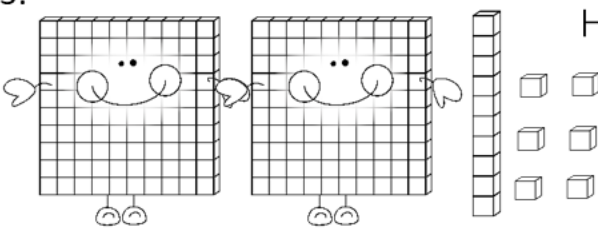


Hundreds \_\_\_\_\_

Tens \_\_\_\_\_

Ones \_\_\_\_\_

3.

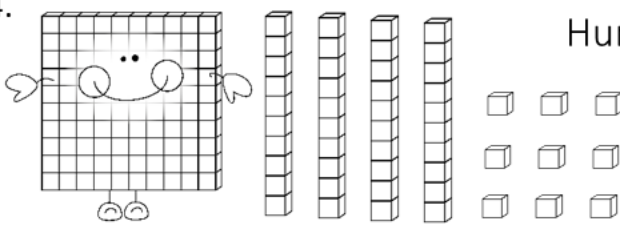


Hundreds \_\_\_\_\_

Tens \_\_\_\_\_

Ones \_\_\_\_\_

4.

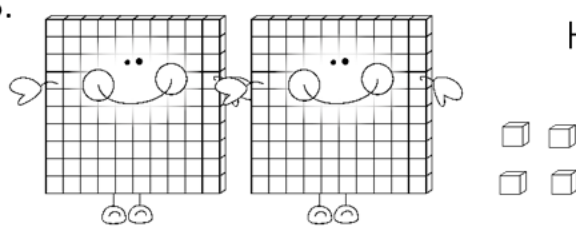


Hundreds \_\_\_\_\_

Tens \_\_\_\_\_

Ones \_\_\_\_\_

5.

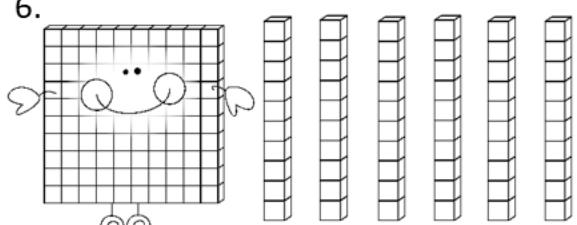


Hundreds \_\_\_\_\_

Tens \_\_\_\_\_

Ones \_\_\_\_\_

6.



Hundreds \_\_\_\_\_

Tens \_\_\_\_\_

Ones \_\_\_\_\_

Name \_\_\_\_\_

# Easter Word Search

D	E	C	O	R	A	T	E	H	E	T
K	H	F	Y	A	D	N	U	S	S	F
S	I	Y	Y	N	N	U	B	A	H	A
R	C	H	I	C	K	H	A	B	R	M
E	K	B	O	N	G	B	S	O	E	I
W	C	H	D	N	I	F	K	N	T	L
O	B	W	Q	P	O	H	E	N	S	Y
L	E	G	G	S	P	J	T	E	A	G
F	C	H	O	C	O	L	A	T	E	H

Easter

eggs

bunny

chick

basket

chocolate

hunt

flowers

hop

decorate

find

Sunday

bonnet

family

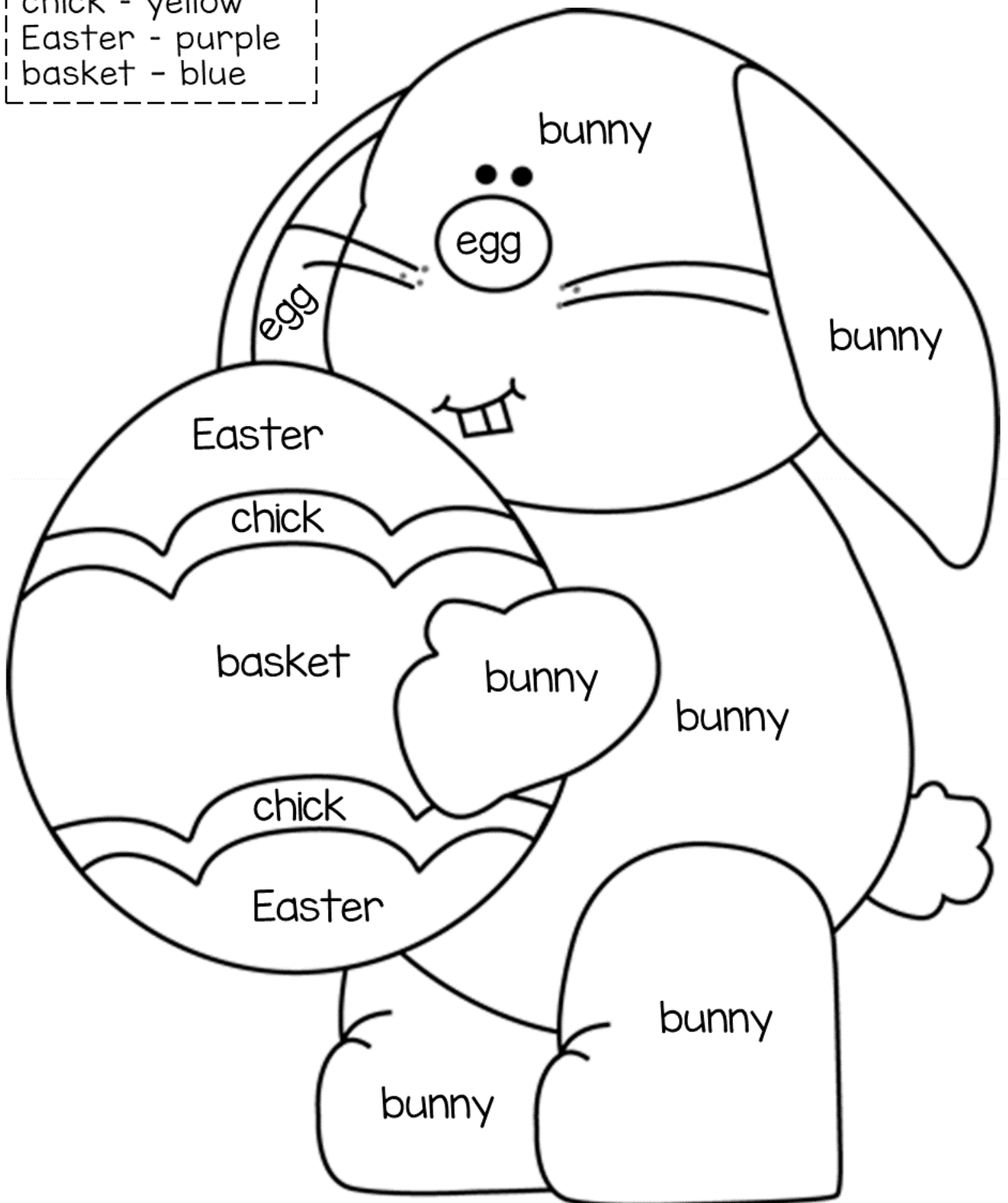


Name \_\_\_\_\_

# Color By Easter Word

## KEY

- bunny - brown
- egg - pink
- chick - yellow
- Easter - purple
- basket - blue

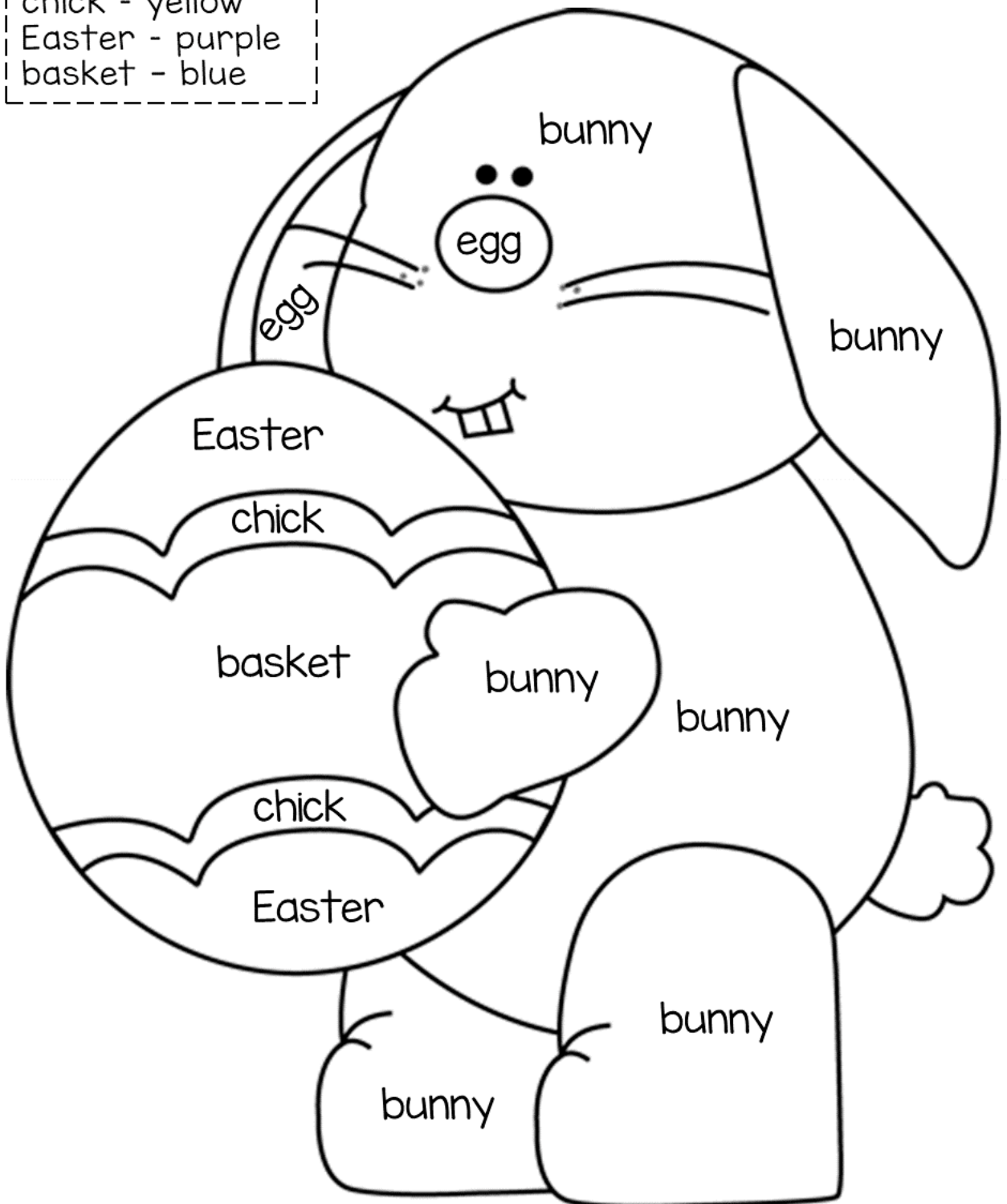


Name \_\_\_\_\_

# Colour By Easter Word

## KEY

- bunny - brown
- egg - pink
- chick - yellow
- Easter - purple
- basket - blue



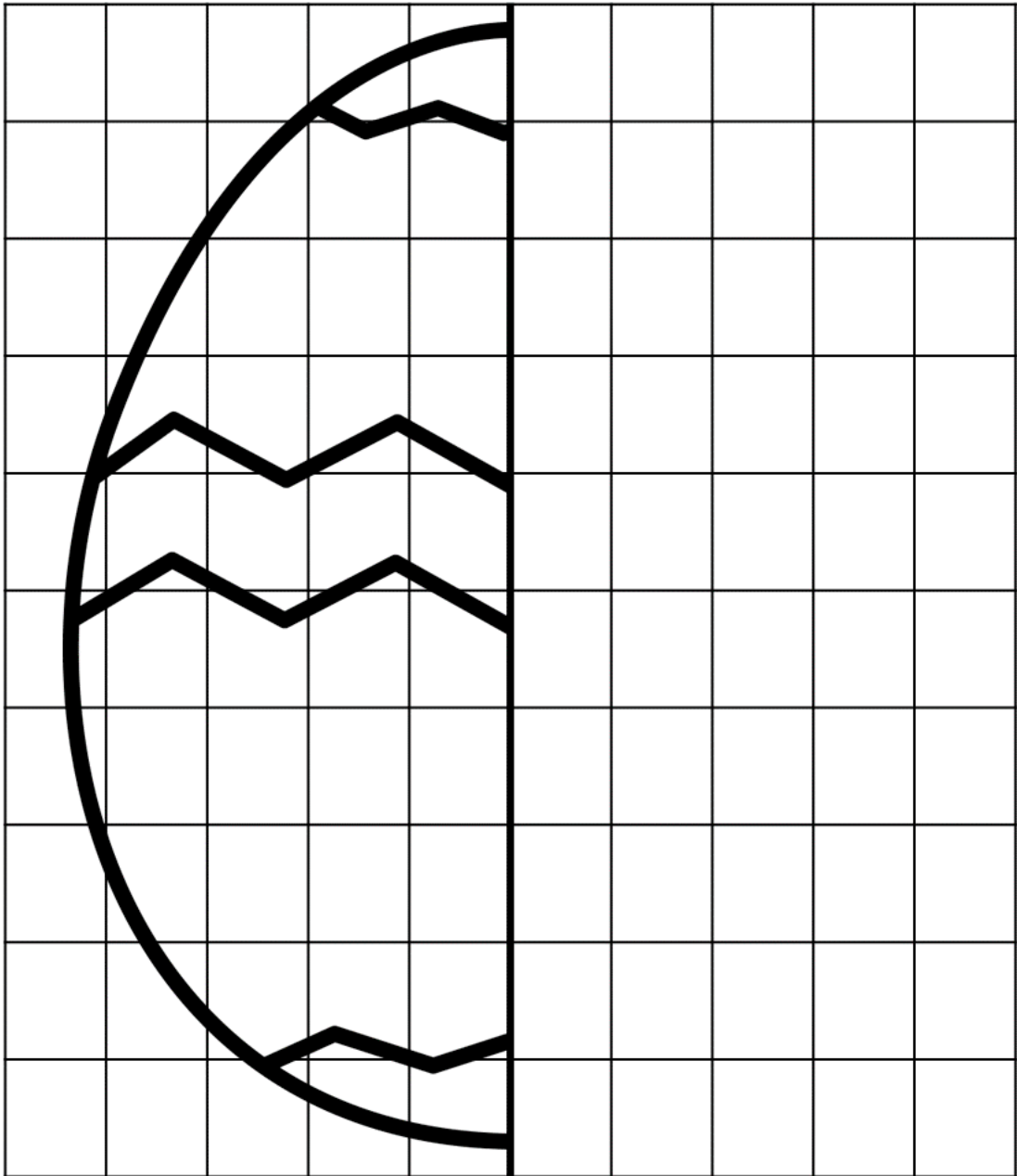


Name \_\_\_\_\_




# Egg Symmetry

Instructions—Draw the other half of the egg so that it looks the same on both sides. Use the grid as a guide.



Name \_\_\_\_\_

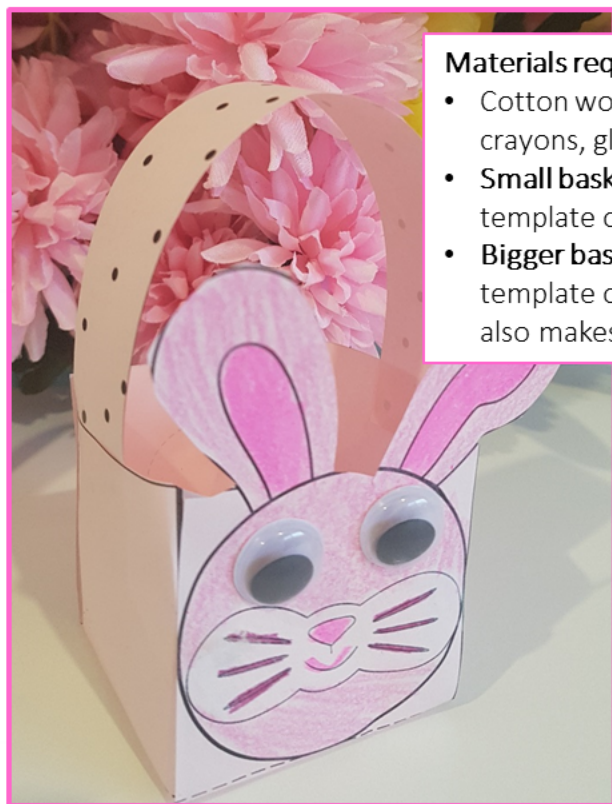
# Design An Easter Egg



My Easter egg is \_\_\_\_\_

\_\_\_\_\_

# Bunny Basket



## Materials required:

- Cotton wool, googly eyes, crayons, glue and scissors
- **Small basket** - Print the template on A4 paper.
- **Bigger basket** - Print the template on A3 paper. This size also makes cutting a bit easier.

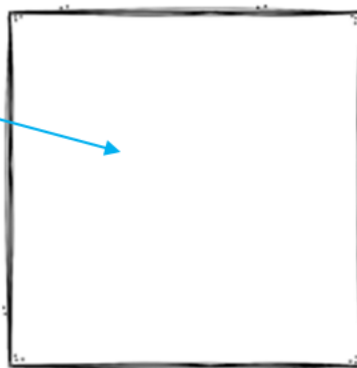


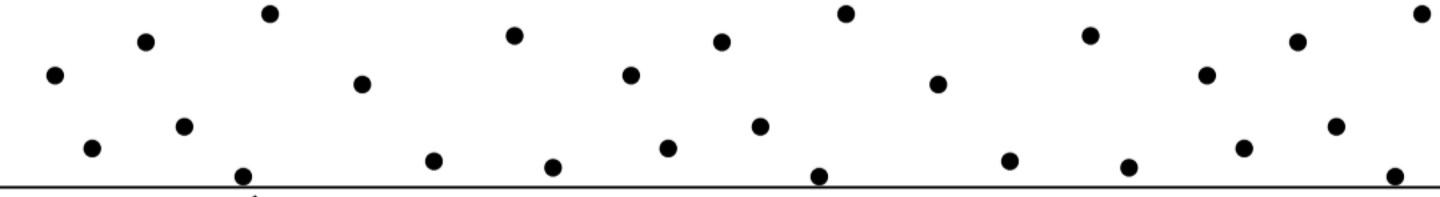
# Easter Cards

## Blank Card

- Kids can draw a picture in the box or
- Take a photo of each child with bunny ears and paste it in the box.
- *Tip – The cards look cute printed on pastel colored paper*

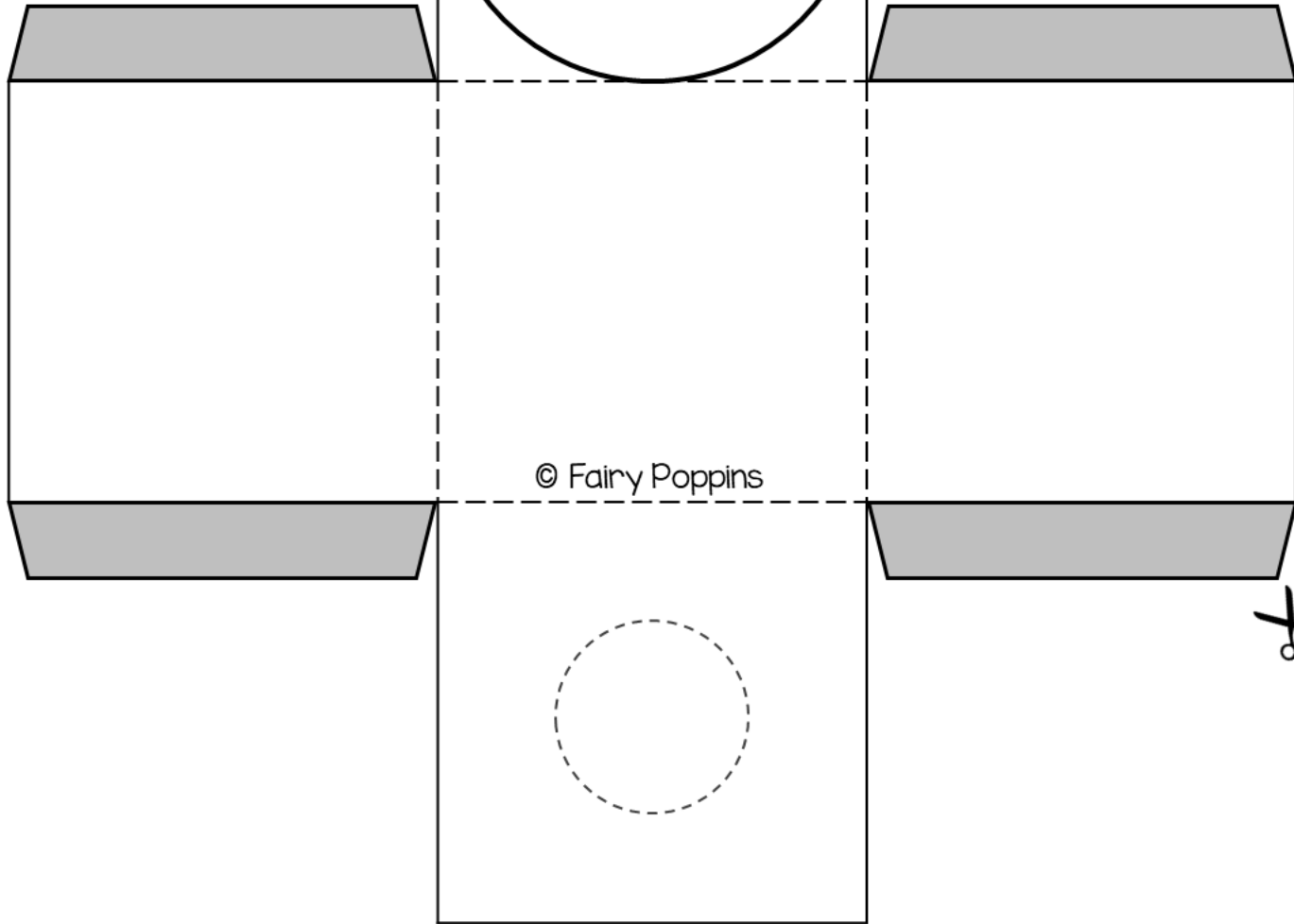

Happy  
Easter





handle 


# Bunny Basket




© Fairy Poppins



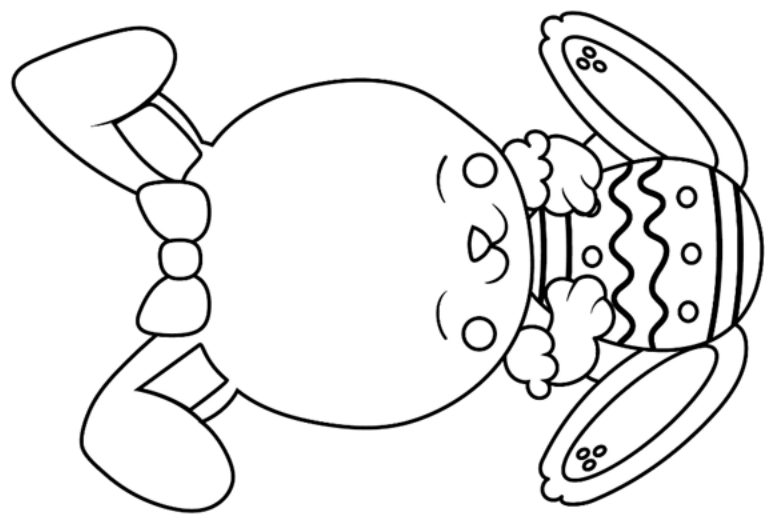
Happy  
Easter



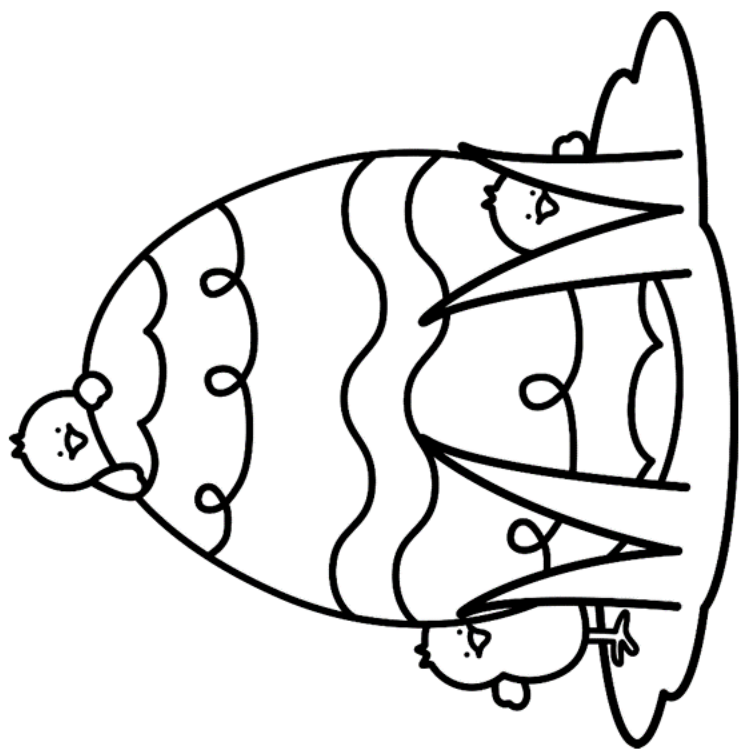
# Happy Easter



Happy  
Easter



Happy  
Easter





Wishing you a very

Happy  
Easter

