

EASTER

PLAYDOUGH MATS



Thank you so much for supporting Fairy Poppins. It brings me great joy to create resources that are helpful to you and your students.
Happy teaching! Rosey

Did you know I have a blog with additional freebies and resources?


fairypoppins.com

★ [Follow Me](#) on TpT and join my email list to receive updates!



Questions, Concerns or Technical Help

Please contact me [here](#) via the Q & A section of my TpT store.



Credits



KariBolt
children's illustrator



MyCuteGraphics



[Magic Maker Scraps](#)

[Made By Mouse Designs](#)

[Anchor Art Man](#)


Terms of Use

- You are entitled to a single user license to use this copyrighted resource for teaching purposes in your classroom. This includes special permission for distance learning, if it is accessible to only your students or their parents via a password secured login (i.e. Google Classroom, Seesaw, Boom Learning).
- Please do not share this resource on any shared drive or other online platform accessible to people other than yourself or your co-teacher if sharing a class (i.e. School shared drive, Facebook groups, Reddit, Wiki site, virtual hangouts for teachers to name a few).
- If a friend or colleague who is not co-teaching your students requests to use this resource, and you have not purchased a multiple user license, please direct them to my TpT store to purchase their own copy.
- You may not resell / redistribute / recreate / use or share this resource (or the graphics) in whole or in part for any reasons.
- This resource is copyright protected under the Digital Millennium Act.
- You can share photos of my resources in action on Instagram by tagging me @fairypoppinsdotcom.

Instructions

- Print and laminate the playdough mats for added durability.
- Letter Mats – These help kids to learn the beginning sounds of common Easter words. Kids need to say the beginning sound and then form the letters with playdough.
- Counting Mats – Read the number on each mat and make that number of objects out of playdough. Each mat has a different theme. You can also talk about the shapes featured on each mat.

My Blog



Other Resources You May Like

Click on the pictures to find out more.



EASTER LITERACY CENTERS

Fun, hands on literacy centers for Pre-K, Preschool and Kindergarten.



EASTER DRAMATIC PLAY

Fun "Easter Bunny's Burrow" pretend play for Pre-K, Preschool and Kindergarten.




EASTER MATH CENTERS

Fun, hands on math centers for Pre-K, Preschool and Kindergarten.

Make the letter Ee for Easter eggs.


Easter e eggs



Make the letter Bb for bunny.




bunny





Make the letter Ff for flowers.

f flowers




Make the sound ch for chick.

chick



Make the letter Bb for basket


basket



Make the sound ch for chocolate.




chocolate



Make ten oval Easter eggs for the basket.

10




ten



Help the Easter bunny hide nine oval Easter eggs.

9






nine



Make four butterflies with heart wings.

4


four




Make two circle wheels for the Easter bunny's carrot car.

2

two



The Carrot Car





Make one more Easter egg house for the other chick.



1

one



Make five flowers for the girl.



5

five

