

Saint Patrick's Day

»»» Syllable Sort «««




Thank you so much for supporting Fairy Poppins. It brings me great joy to create resources that are helpful to you and your students. Happy teaching! Rosey

Did you know I have a blog with additional freebies and resources?

fairypoppins.com

★ [Follow Me](#) on TpT and join my email list to receive updates!



Questions, Concerns or Technical Help

Please contact me [here](#) via the Q & A section of my TpT store.

Credits



Terms of Use

- You are entitled to a single user license to use this copyrighted resource for teaching purposes in your classroom. This includes special permission for distance learning, if it is accessible to only your students or their parents via a password secured login (i.e. Google Classroom, Seesaw, Boom Learning).
- Please do not share this resource on any shared drive or other online platform accessible to people other than yourself or your co-teacher if sharing a class (i.e. School shared drive, Facebook groups, Reddit, Wiki site, virtual hangouts for teachers to name a few).
- If a friend or colleague who is not co-teaching your students requests to use this resource, and you have not purchased a multiple user license, please direct them to my TpT store to purchase their own copy.
- You may not resell / redistribute / recreate / use or share this resource (or the graphics) in whole or in part for any reasons.
- This resource is copyright protected under the Digital Millennium Act.
- You can share photos of my resources in action on Instagram by tagging me @fairypoppinsdotcom.

Instructions

Syllable Sort

- Print and laminate the resources for added durability.
- Lay out the sorting cards with the numbers 1 to 3.
- Choose a coin, clap the number of syllables and put it near the correct mat.

Syllable Worksheet

- Identify the number of syllables in each picture.
- Then shade how many syllables there are with a bingo dauber or crayon.

Other Resources You May Like

Click on the pictures to find out more.



SAINT PATRICK'S DAY

Fun literacy centers for preschool and kindergarten!



SAINT PATRICK'S DAY

These writing crafts are a fun addition to Saint Patrick's Day activities!



RHYMING


Worksheets




SYLLABLE

Worksheets

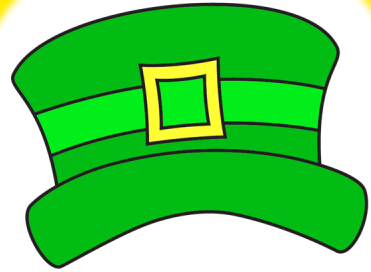







coin

© Fairy Poppins




hat

© Fairy Poppins




boot

© Fairy Poppins




Irish flag

© Fairy Poppins




pot

© Fairy Poppins



harp

© Fairy Poppins



rainbow

© Fairy Poppins



shamrock

© Fairy Poppins



Ireland

© Fairy Poppins




horseshoe

© Fairy Poppins



leprechaun


© Fairy Poppins



pot of gold



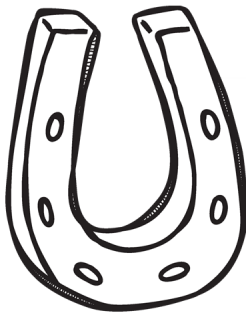
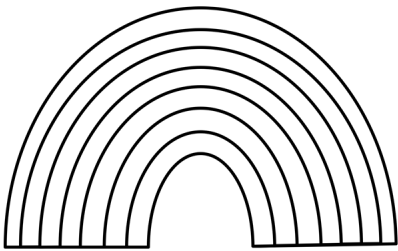

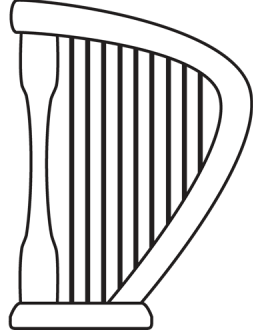
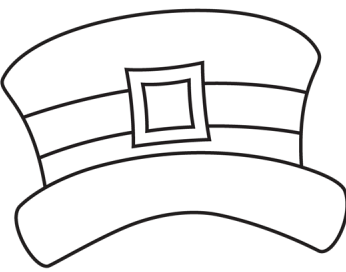


© Fairy Poppins

Name _____



Pot of Gold Syllables

Instructions – Identify the number of syllables in each picture.
Then shade how many syllables there are.

1. coin  <input type="radio"/> 1 <input type="radio"/> 2 <input type="radio"/> 3	2. leprechaun  <input type="radio"/> 1 <input type="radio"/> 2 <input type="radio"/> 3	3. horseshoe  <input type="radio"/> 1 <input type="radio"/> 2 <input type="radio"/> 3
4. rainbow  <input type="radio"/> 1 <input type="radio"/> 2 <input type="radio"/> 3	5. shamrock  <input type="radio"/> 1 <input type="radio"/> 2 <input type="radio"/> 3	6. harp  <input type="radio"/> 1 <input type="radio"/> 2 <input type="radio"/> 3
7. hat  <input type="radio"/> 1 <input type="radio"/> 2 <input type="radio"/> 3	8. Ireland  <input type="radio"/> 1 <input type="radio"/> 2 <input type="radio"/> 3	9. pot of gold  <input type="radio"/> 1 <input type="radio"/> 2 <input type="radio"/> 3