

STAR OF THE WEEK

ACTIVITIES

Star of the week
Zac



It was nice when you shared the Lego. Nathan

You are a great friend. Tim

You are really good at building. Michael

You are good at play dough.

I like your news. Melissa

Good job with the Lego. Zara

Thank you for sharing the blocks. Amy

Favorite color: **red**

Favorite animal: **dinos**

Favorite food: **pizza**

Favorite activity: **riding my**

Star of the week
Zoe



You are a good friend. Cindy

It was nice when you shared your crayons. Lisa

I like your glasses. Mia

You are good at painting. Tim

Thank you for being my friend. Sophie

I like your laugh. Scott

Favorite color: **purple**

Favorite animal: **elephant**

Favorite food: **strawberries**

Favorite activity: **painting**




Thank you so much for supporting Fairy Poppins. It brings me great joy to create resources that are helpful to you and your students. Happy teaching! Rosey

Did you know I have a blog with additional freebies and resources?

fairypoppins.com

★ [Follow Me](#) on TpT and join my email list to receive updates!



Questions, Concerns or Technical Help

Please contact me [here](#) via the Q & A section of my TpT store.

Credits




Terms of Use

- You are entitled to a single user license to use this copyrighted resource for teaching purposes in your classroom. This includes special permission for distance learning, if it is accessible to only your students or their parents via a password secured login (i.e. Google Classroom, Seesaw, Boom Learning).
- Please do not share this resource on any shared drive or other online platform accessible to people other than yourself or your co-teacher if sharing a class (i.e. School shared drive, Facebook groups, Reddit, Wiki site, virtual hangouts for teachers to name a few).
- If a friend or colleague who is not co-teaching your students requests to use this resource, and you have not purchased a multiple user license, please direct them to my TpT store to purchase their own copy.
- You may not resell / redistribute / recreate / use or share this resource (or the graphics) in whole or in part for any reasons.
- This resource is copyright protected under the Digital Millennium Act.
- You can share photos of my resources in action on Instagram by tagging me @fairypoppinsdotcom.

Instructions

- Print and laminate the posters you prefer for added durability.
- Print the “Star of the Week” template you like best on A3 colored paper or cardstock.
- Paste a photo of the student in the photo box and write their answers to the questions.
- In the blank space, ask some of their peers to share a compliment about them. Refer to the compliments poster as required. For younger children, an adult can help scribe their compliment.
- Decorate the finished “Star of the Week” poster with glitter or stickers.
- Laminate the completed “Star of the Week” for added durability.

My Blog



Other Resources You May Like

Click on the pictures to find out more.



FEELINGS VISUAL AIDS

Daily check in file folder activities to help kids explore emotions and feelings.



FEELINGS VISUAL AIDS


Daily check in file folder activities to help kids explore emotions and feelings.



Introducing Our

STARS


of the Week



Introducing Our

STAR

of the Week



Star of the Week

COMPLIMENTS

I like...

You are good at...

Thank you for...

It was nice when you..


Good job with...

You are a great...


You are...



Star of the Week



Star of the Week




Favorite color: _____

Favorite animal: _____

Favorite food: _____

Favorite activity: _____

Star of the Week



Favourite colour: _____

Favourite animal: _____

Favourite food: _____

Favourite activity: _____