

ALPHABET

MAGNETIC LETTER CARDS



Thank you so much for supporting Fairy Poppins. It brings me great joy to create resources that are helpful to you and your students.
Happy teaching! Rosey

Did you know I have a blog with additional freebies and resources?


fairypoppins.com

★ [Follow Me](#) on TpT and join my email list to receive updates!



Questions, Concerns or Technical Help

Please contact me [here](#) via the Q & A section of my TpT store.



Credits




Terms of Use

- You are entitled to a single user license to use this copyrighted resource for teaching purposes in your classroom. This includes special permission for distance learning, if it is accessible to only your students or their parents via a password secured login (i.e. Google Classroom, Seesaw, Boom Learning).
- Please do not share this resource on any shared drive or other online platform accessible to people other than yourself or your co-teacher if sharing a class (i.e. School shared drive, Facebook groups, Reddit, Wiki site, virtual hangouts for teachers to name a few).
- If a friend or colleague who is not co-teaching your students requests to use this resource, and you have not purchased a multiple user license, please direct them to my TpT store to purchase their own copy.
- You may not resell / redistribute / recreate / use or share this resource (or the graphics) in whole or in part for any reasons.
- This resource is copyright protected under the Digital Millennium Act.
- You can share photos of my resources in action on Instagram by tagging me @fairypoppinsdotcom.

Instructions

- Print and laminate the resources for added durability.
- You'll also need some magnetic letters and an erasable marker.
- Choose a card. Say the letter name and the beginning sound.
- Read the sentence below the picture.
- Find the matching magnetic letters or trace the letters with an erasable marker.

My Blog



Other Resources You May Like

Click on the pictures to find out more.



Beginning Sounds

Highlight and Hole Punch • Fine Motor Phonics Activities



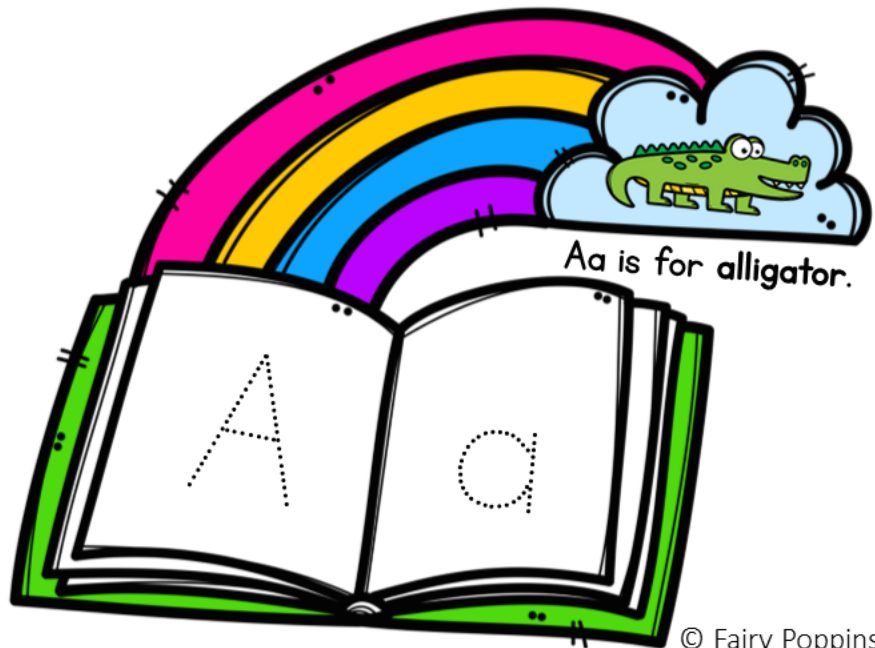


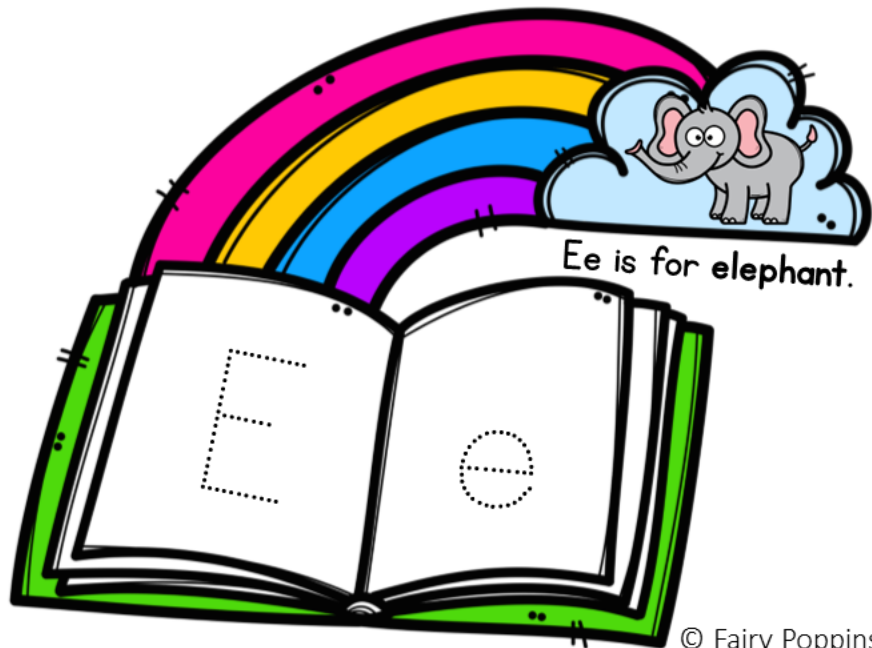
10 ALPHABET MAGNETIC LETTERS Centers



LETTER S Workbook Activities

Alphabet activities focusing on letter recognition, beginning sounds and letter formation.





© Fairy Poppins





© Fairy Poppins

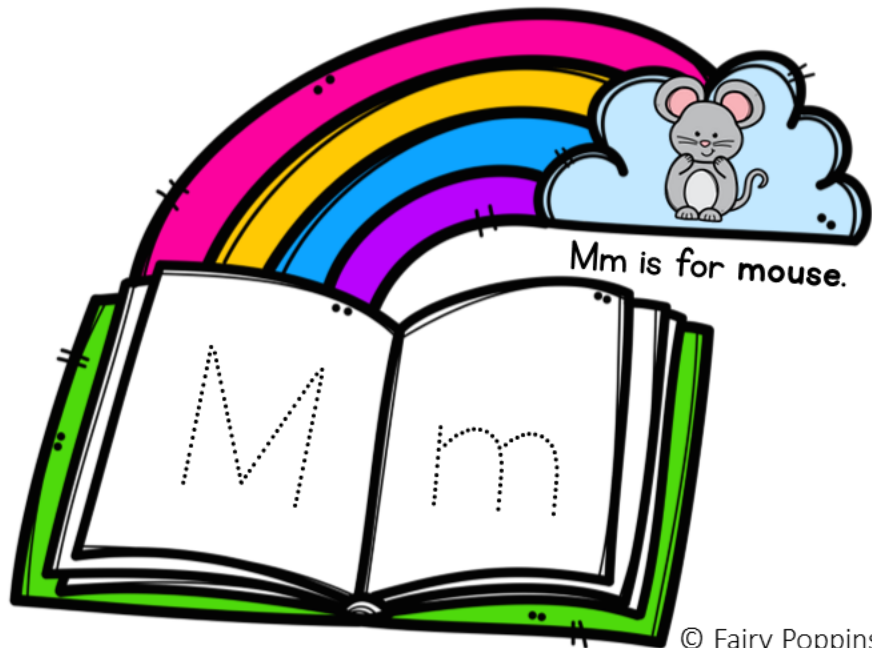


© Fairy Poppins

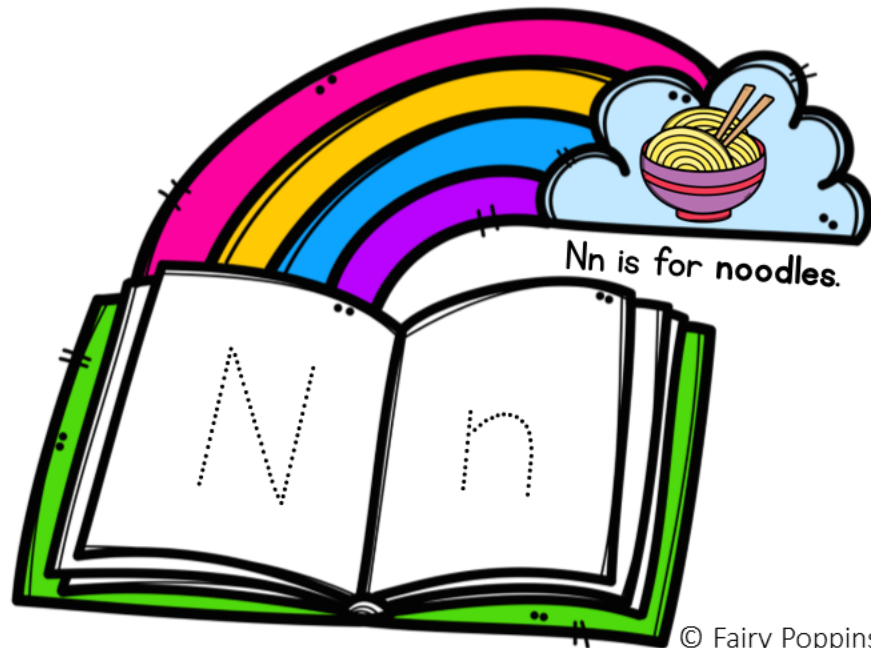


© Fairy Poppins





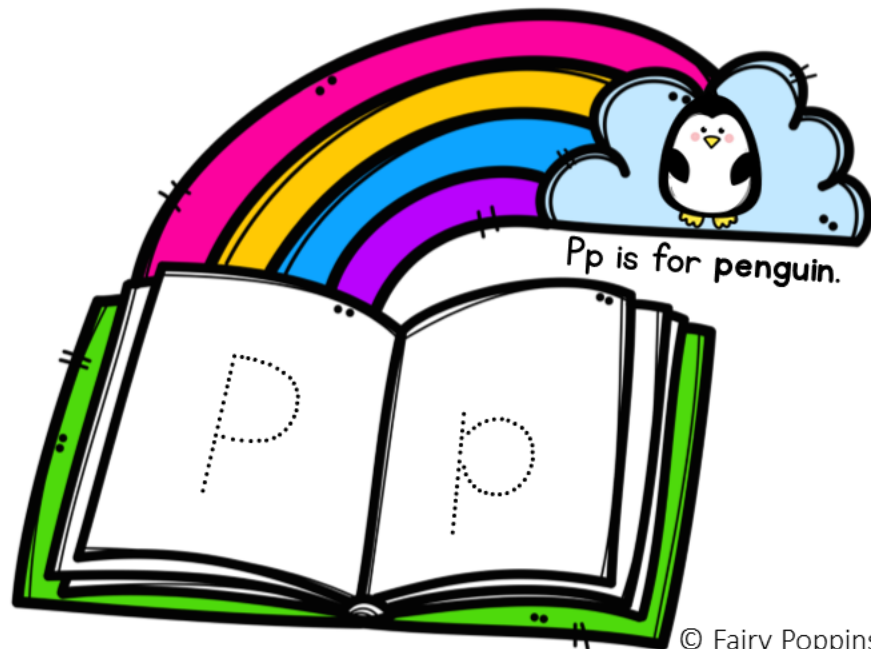
© Fairy Poppins




© Fairy Poppins



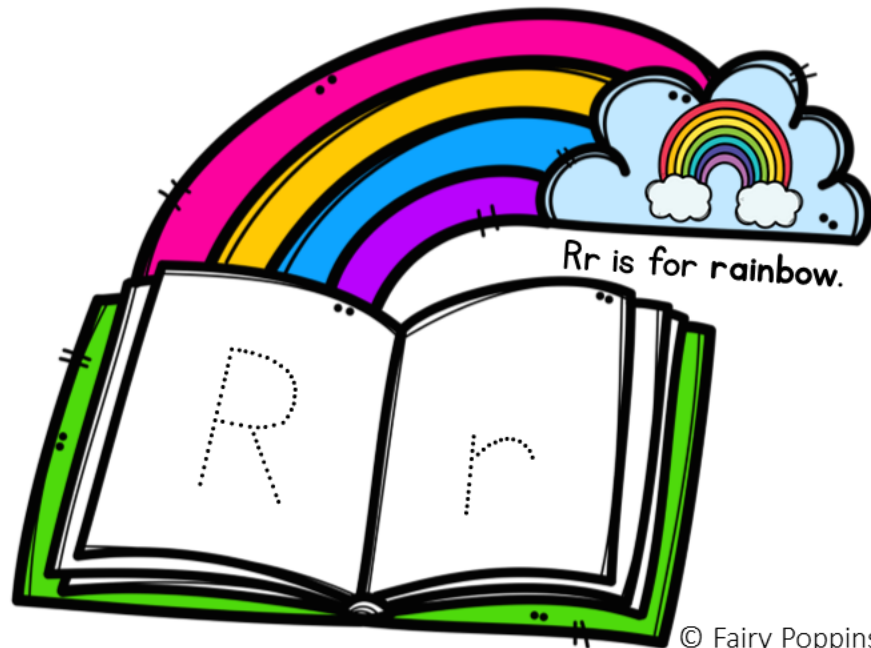
© Fairy Poppins




© Fairy Poppins



© Fairy Poppins




© Fairy Poppins



© Fairy Poppins



© Fairy Poppins




© Fairy Poppins




© Fairy Poppins



© Fairy Poppins



© Fairy Poppins



Rainbow Letter Cards

