

PLACE VALUE MATS

2, 3, 4 & 5 DIGIT NUMBERS



Tens	Ones

© Fairy Poppins

Fairy Poppins



Thank you so much for supporting Fairy Poppins. It brings me great joy to create resources that are helpful to you and your students.
Happy teaching! Rosey

Did you know I have a blog with additional freebies and resources?


fairypoppins.com

★ [Follow Me](#) on TpT and join my email list to receive updates!




Questions, Concerns or Technical Help

Please contact me [here](#) via the Q & A section of my TpT store.



Credits



cutesiness

[Grafos](#)


Terms of Use

- You are entitled to a single user license to use this copyrighted resource for teaching purposes in your classroom. This includes special permission for distance learning, if it is accessible to only your students or their parents via a password secured login (i.e. Google Classroom, Seesaw, Boom Learning).
- Please do not share this resource on any shared drive or other online platform accessible to people other than yourself or your co-teacher if sharing a class (i.e. School shared drive, Facebook groups, Reddit, Wiki site, virtual hangouts for teachers to name a few).
- If a friend or colleague who is not co-teaching your students requests to use this resource, and you have not purchased a multiple user license, please direct them to my TpT store to purchase their own copy.
- You may not resell / redistribute / recreate / use or share this resource (or the graphics) in whole or in part for any reasons.
- This resource is copyright protected under the Digital Millennium Act.
- You can share photos of my resources in action on Instagram by tagging me @fairypoppinsdotcom.

Instructions

- Print and laminate the work mats for added durability.
- The black and white versions look great printed on colored card stock.
- Kids can use these mats to build different numbers with base ten blocks.
- If working with larger numbers, you may want to print the mats on A3 paper.

My Blog



Other Resources You May Like

Click on the picture to find out more.




- **First Grade**
- **Common Core Aligned**

[<<Learn more here>>](#)

Tens

Ones



Tens



Ones



Hundreds

Tens


Ones











Hundreds


Tens

Ones



Thousands	Hundreds	Tens	Ones
			

Thousands	Hundreds	Tens	Ones
			



Ten Thousands	Thousands	Hundreds	Tens	Ones
