



GARDEN BUGS

PUZZLES




Thank you so much for supporting Fairy Poppins. It brings me great joy to create resources that are helpful to you and your students. Happy teaching! Rosey

Did you know I have a blog with additional freebies and resources?

fairypoppins.com


★ [Follow Me](#) on TpT and join my email list to receive updates!



Questions, Concerns or Technical Help

Please contact me [here](#) via the Q & A section of my TpT store.

Credits




Terms of Use

- You are entitled to a single user license to use this copyrighted resource for teaching purposes in your classroom. This includes special permission for distance learning, if it is accessible to only your students or their parents via a password secured login (i.e. Google Classroom, Seesaw, Boom Learning).
- Please do not share this resource on any shared drive or other online platform accessible to people other than yourself or your co-teacher if sharing a class (i.e. School shared drive, Facebook groups, Reddit, Wiki site, virtual hangouts for teachers to name a few).
- If a friend or colleague who is not co-teaching your students requests to use this resource, and you have not purchased a multiple user license, please direct them to my TpT store to purchase their own copy.
- You may not resell / redistribute / recreate / use or share this resource (or the graphics) in whole or in part for any reasons.
- This resource is copyright protected under the Digital Millennium Act.
- You can share photos of my resources in action on Instagram by tagging me @fairypoppinsdotcom.

Instructions

- Print and laminate or added durability.
- A storage label included to attach to a zip lock bag with some tape.
- Encourage the kids to say the name of each bug and the beginning sound e.g. "Bee - /b/". Then find the matching puzzle piece. The letters are in different colors to help children self-correct.
- Once the puzzles are complete, say all the names of the bugs and their beginning sounds.
- You can also talk about the upper and lower case letters in each puzzle pair.

My Blog




Other Resources You May Like

Click on the pictures to find out more.






GARDEN BUGS

Fun pretend play printables for dramatic play centers!



Beginning Sounds

Highlight and Hole Punch • Fine Motor Phonics Activities




ant

© Fairy Poppins




bee

© Fairy Poppins



butterfly

© Fairy Poppins




beetle


© Fairy Poppins




caterpillar




© Fairy Poppins




cockroach



© Fairy Poppins



dragonfly



© Fairy Poppins




daddy long legs



© Fairy Poppins




fly



© Fairy Poppins



grasshopper




© Fairy Poppins




glow bug





© Fairy Poppins



ladybug





© Fairy Poppins



mosquito



© Fairy Poppins




moth



© Fairy Poppins



praying mantis



© Fairy Poppins



snail




© Fairy Poppins




spider



© Fairy Poppins



worm



© Fairy Poppins



wasp



© Fairy Poppins

Storage
Label



Beginning Sounds
Bug Puzzles

© Fairy Poppins