


# MEASUREMENT CARDS

## MONSTER THEME



Thank you so much for supporting Fairy Poppins. It brings me great joy to create resources that are helpful to you and your students.  
Happy teaching! Rosey

Did you know I have a blog with additional freebies and resources?


[fairyppoppins.com](http://fairyppoppins.com)

★ [Follow Me](#) on TpT and join my email list to receive updates!



Questions, Concerns or Technical Help

Please contact me [here](#) via the Q & A section of my TpT store.



Credits



# Terms of Use

- You are entitled to a single user license to use this copyrighted resource for teaching purposes in your classroom. This includes special permission for distance learning, if it is accessible to only your students or their parents via a password secured login (i.e. Google Classroom, Seesaw, Boom Learning).
- Please do not share this resource on any shared drive or other online platform accessible to people other than yourself or your co-teacher if sharing a class (i.e. School shared drive, Facebook groups, Reddit, Wiki site, virtual hangouts for teachers to name a few).
- If a friend or colleague who is not co-teaching your students requests to use this resource, and you have not purchased a multiple user license, please direct them to my TpT store to purchase their own copy.
- You may not resell / redistribute / recreate / use or share this resource (or the graphics) in whole or in part for any reasons.
- This resource is copyright protected under the Digital Millennium Act.
- You can share photos of my resources in action on Instagram by tagging me @fairypoppinsdotcom.

# Instructions


## Preparation

- Print and laminate the cards for added durability. I store mine in zip lock bags.
- Then put some non-standard measurement units in a basket e.g. counting links, counting bears, paper clips or cubes.

## How to Play

- Place the measuring units along the black line.
- Count how many units long the line is.
- Write the answer in the box using an erasable marker.

# My Blog



# Other Resources You May Like

Click on the pictures to find out more.



## MAGIC SCHOOL


A super fun dramatic play area for kids that love wizards or for Halloween!



## HALLOWEEN WRITING CRAFTS


These Halloween writing activities include story prompts & craft templates.

I can measure with  
links.



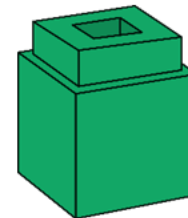
© Fairy Poppins

I can measure with  
paperclips.



© Fairy Poppins

I can measure with  
cubes.



© Fairy Poppins

I can measure with  
counting bears.



© Fairy Poppins

I can measure with  
my fingers.




© Fairy Poppins

Monster  
Measurement  
Cards



© Fairy Poppins

How long is the monster's line?



Card 1

© Fairy Poppins


How long is the monster's line?



Card 2

© Fairy Poppins

How long is the monster's line?




Card 3

How long is the monster's line?



Card 4


How long is the monster's line?



Card 5

© Fairy Poppins

How long is the monster's line?




Card 6

© Fairy Poppins




How long is the monster's line?



Card 7

© Fairy Poppins

How long is the monster's line?



Card 8

© Fairy Poppins

How long is the monster's line?



Card 9

© Fairy Poppins

How long is the monster's line?



Card 10

© Fairy Poppins