

# PATTERN BLOCK MATS

## CHRISTMAS



Thank you so much for supporting Fairy Poppins. It brings me great joy to create resources that are helpful to you and your students.  
Happy teaching! Rosey

Did you know I have a blog with additional freebies and resources?


[fairypoppins.com](http://fairypoppins.com)

★ [Follow Me](#) on TpT and join my email list to receive updates!



Questions, Concerns or Technical Help

Please contact me [here](#) via the Q & A section of my TpT store.



Credits



# Terms of Use

- You are entitled to a single user license to use this copyrighted resource for teaching purposes in your classroom. This includes special permission for distance learning, if it is accessible to only your students or their parents via a password secured login (i.e. Google Classroom, Seesaw, Boom Learning).
- Please do not share this resource on any shared drive or other online platform accessible to people other than yourself or your co-teacher if sharing a class (i.e. School shared drive, Facebook groups, Reddit, Wiki site, virtual hangouts for teachers to name a few).
- If a friend or colleague who is not co-teaching your students requests to use this resource, and you have not purchased a multiple user license, please direct them to my TpT store to purchase their own copy.
- You may not resell / redistribute / recreate / use or share this resource (or the graphics) in whole or in part for any reasons.
- This resource is copyright protected under the Digital Millennium Act.
- You can share photos of my resources in action on Instagram by tagging me @fairypoppinsdotcom.

# Instructions

- Printer Settings - Before printing the pattern block mats, check that the printer is not set to scale or fit to page. If you scale it to fit, the size of the pattern blocks may increase.
- Preparation - Laminate the pattern block mats for added durability. Alternatively, you can place them in a reusable dry erase pocket. I bought mine online.
- Materials needed – Pattern block mats, pattern blocks and an erasable marker.
- How to play – Choose a mat and create the picture out of pattern blocks. Count the number of times each shape was used and write the number next to the shape. Then trace the word with an erasable marker.



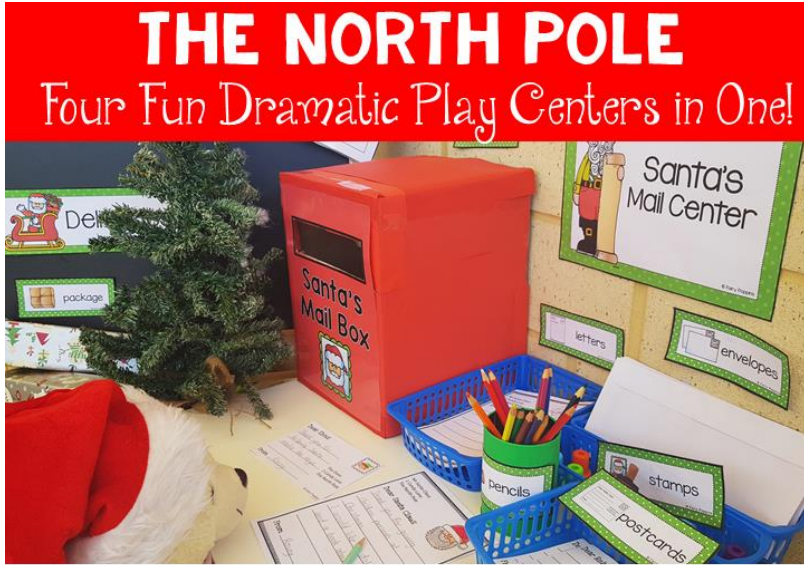
# My Blog




Scan QR Code to find  
more useful resources







# Other Resources You May Like

Click on the pictures to find out more.





How many?







	_____
	_____
	_____
	_____
	_____
	_____



snowflake

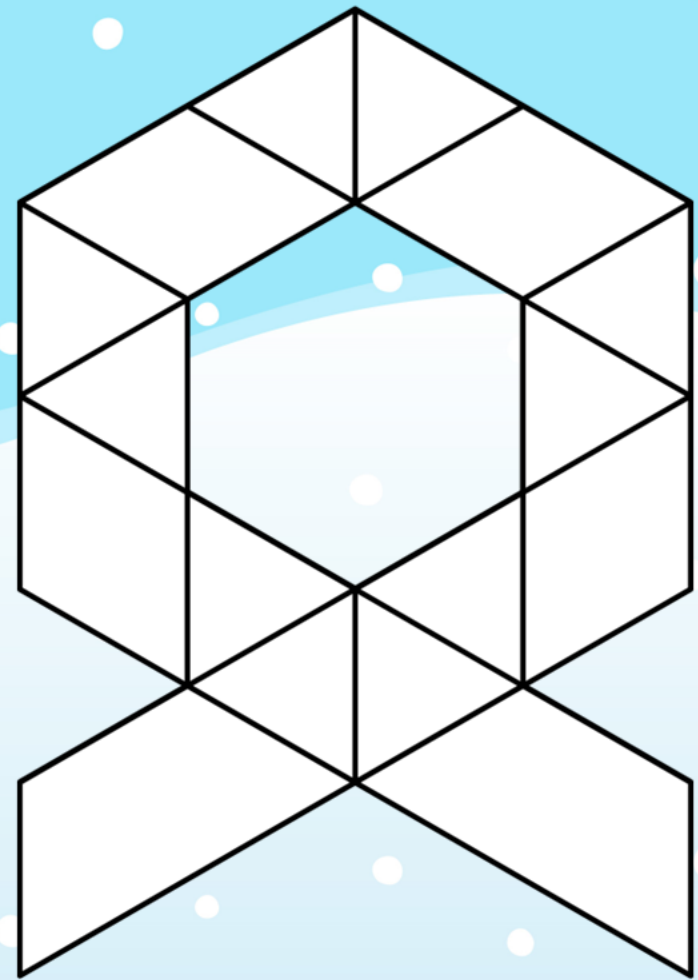


How many?







	_____
	_____
	_____
	_____
	_____
	_____



tree




How many?

	_____
	_____
	_____
	_____
	_____
	_____









wreath




hat



How many?

	_____
	_____
	_____
	_____
	_____
	_____






How many?

	_____
	_____
	_____
	_____
	_____
	_____



bell



How many?



\_\_\_\_\_



\_\_\_\_\_



\_\_\_\_\_



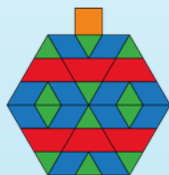
\_\_\_\_\_




\_\_\_\_\_









\_\_\_\_\_



ornament




How many?







	_____
	_____
	_____
	_____
	_____
	_____



holly



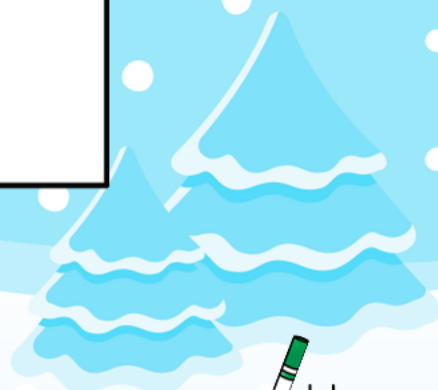
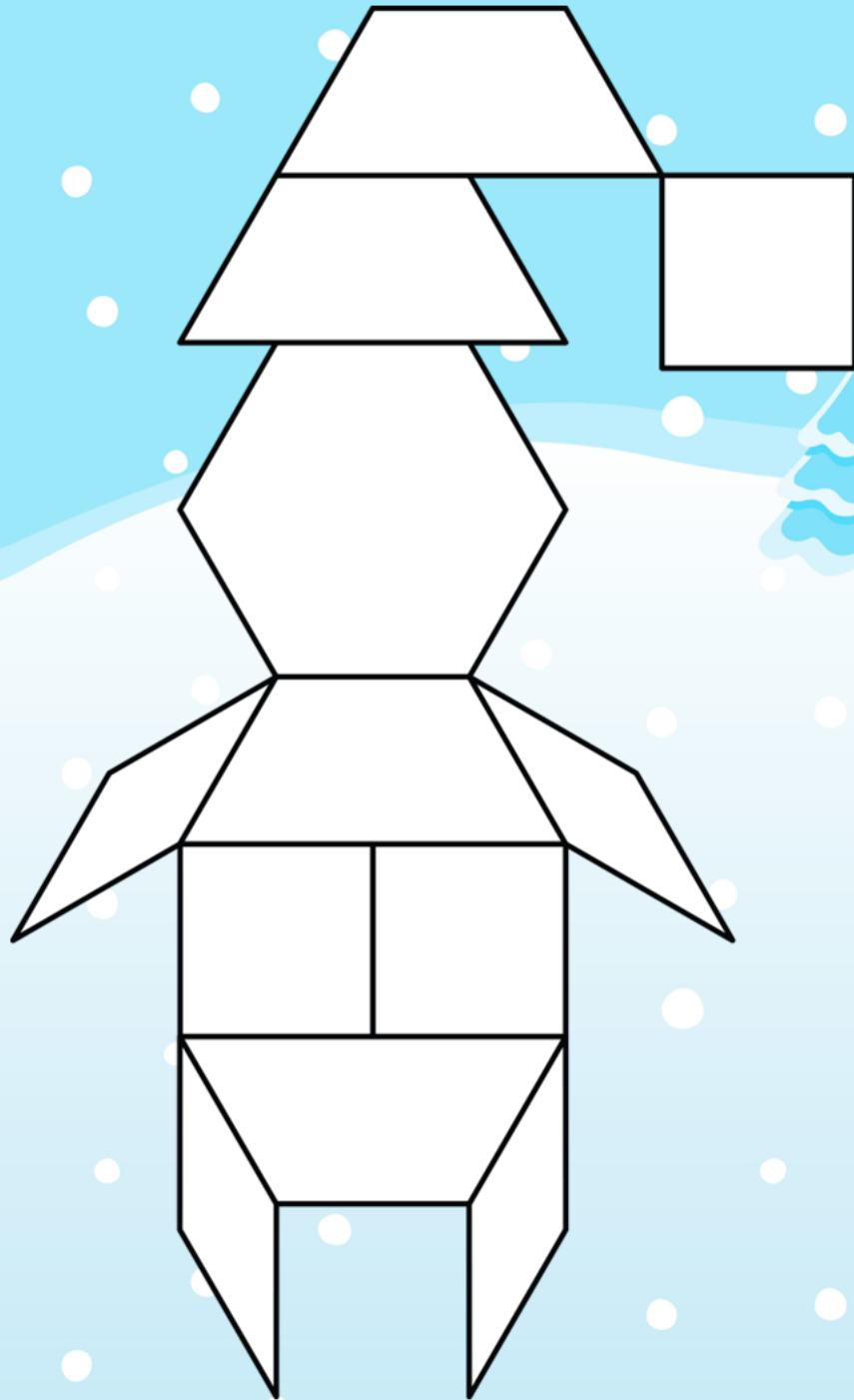
How many?

	_____
	_____
	_____
	_____
	_____
	_____







 reindeer




Santa









How many?

	_____
	_____
	_____
	_____
	_____
	_____



How many?

	_____
	_____
	_____
	_____
	_____
	_____



snowflake