
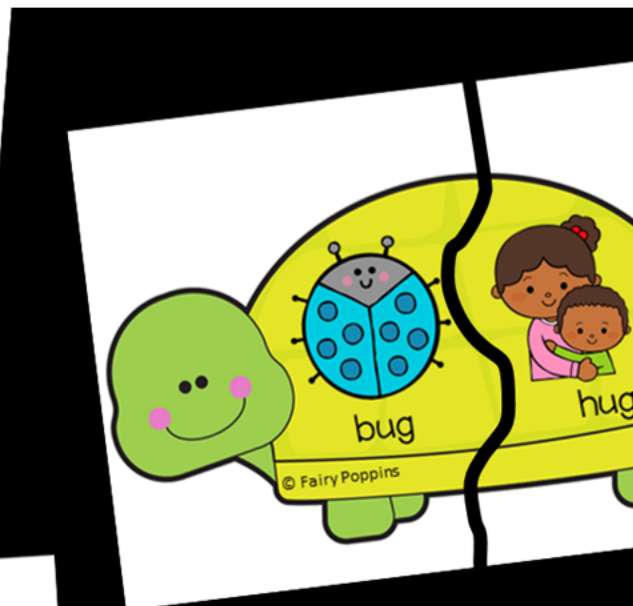


# RHYMING TURTLE PUZZLES



Thank you so much for supporting Fairy Poppins. It brings me great joy to create resources that are helpful to you and your students.  
Happy teaching! Rosey

Did you know I have a blog with additional freebies and resources?


[fairyppoppins.com](http://fairyppoppins.com)

★ [Follow Me](#) on TpT and join my email list to receive updates!



Questions, Concerns or Technical Help

Please contact me [here](#) via the Q & A section of my TpT store.



Credits




# Terms of Use

- You are entitled to a single user license to use this copyrighted resource for teaching purposes in your classroom. This includes special permission for distance learning, if it is accessible to only your students or their parents via a password secured login (i.e. Google Classroom, Seesaw, Boom Learning).
- Please do not share this resource on any shared drive or other online platform accessible to people other than yourself or your co-teacher if sharing a class (i.e. School shared drive, Facebook groups, Reddit, Wiki site, virtual hangouts for teachers to name a few).
- If a friend or colleague who is not co-teaching your students requests to use this resource, and you have not purchased a multiple user license, please direct them to my TpT store to purchase their own copy.
- You may not resell / redistribute / recreate / use or share this resource (or the graphics) in whole or in part for any reasons.
- This resource is copyright protected under the Digital Millennium Act.
- You can share photos of my resources in action on Instagram by tagging me @fairypoppinsdotcom.

# Instructions

- Print and laminate the rhyming puzzles for added durability.
- Cut along the lines to separate the puzzles.
- Spread the puzzle pieces out. Choose a piece with a turtle head and say the word. Then find a turtle body piece with the word that rhymes.
- For beginners, lay out about 2 to 4 puzzles at a time.

# My Blog



Scan QR Code to find  
more useful resources

# Other Resources You May Like

Click on the pictures to find out more.

## RHYMING WORKSHEETS

Fairy Poppins

## RYHMING PUZZLES

Fairy Poppins

## PETS CRAFTS & ACTIVITIES BUNDLE

LOW PREP & THICK CUTTING LINES  
Fairy Poppins

## CVC RYHMING CLIP CARDS

56 TASK CARDS  
Fairy Poppins

## RYHMING CLIP CARDS

56 TASK CARDS  
Fairy Poppins

## RHYMING ODD ONE OUT CLIP CARDS

60 TASK CARDS  
Fairy Poppins

