


SNOWMAN

LETTER RECOGNITION MATS



Instructions – Read the letters by singing the alphabet song. Then trace the letters with an erasable marker. You could also match magnetic letters to each letter.

Lower case letters

a	b	c	d	e	f
g	h	i	j	k	
l	m	n	o	p	
q	r	s	t	u	
v	w	x	y	z	

© Fairy Poppins



Thank you so much for supporting Fairy Poppins. It brings me great joy to create resources that are helpful to you and your students.
Happy teaching! Rosey

Did you know I have a blog with additional freebies and resources?


fairypoppins.com

★ [Follow Me](#) on TpT and join my email list to receive updates!



Questions, Concerns or Technical Help

Please contact me [here](#) via the Q & A section of my TpT store.



Credits



cutesiness

Terms of Use

- You are entitled to a single user license to use this copyrighted resource for teaching purposes in your classroom. This includes special permission for distance learning, if it is accessible to only your students or their parents via a password secured login (i.e. Google Classroom, Seesaw, Boom Learning).
- Please do not share this resource on any shared drive or other online platform accessible to people other than yourself or your co-teacher if sharing a class (i.e. School shared drive, Facebook groups, Reddit, Wiki site, virtual hangouts for teachers to name a few).
- If a friend or colleague who is not co-teaching your students requests to use this resource, and you have not purchased a multiple user license, please direct them to my TpT store to purchase their own copy.
- You may not resell / redistribute / recreate / use or share this resource (or the graphics) in whole or in part for any reasons.
- This resource is copyright protected under the Digital Millennium Act.
- You can share photos of my resources in action on Instagram by tagging me @fairypoppinsdotcom.

Instructions

- There are two sets of fonts to choose from. The second set is relevant to Australian teachers.
- Preparation - Print and laminate the alphabet tracing mats you prefer. Alternatively, you could use a dry erase pocket. There is a color or black line version to choose from. The black line version looks great printed on colored paper – it can also double up as a worksheet activity.
- How to Play – Encourage the kids to read the letters by singing the alphabet song. Then instruct them to trace each letter with an erasable marker. There is a starting dot on each letter help kids learn the correct letter formation.
- Extension Activity – Match magnetic letters to the letters on the mats.

My Blog



Scan QR Code to find
more useful resources



Other Resources You May Like

Click on the pictures to find out more.




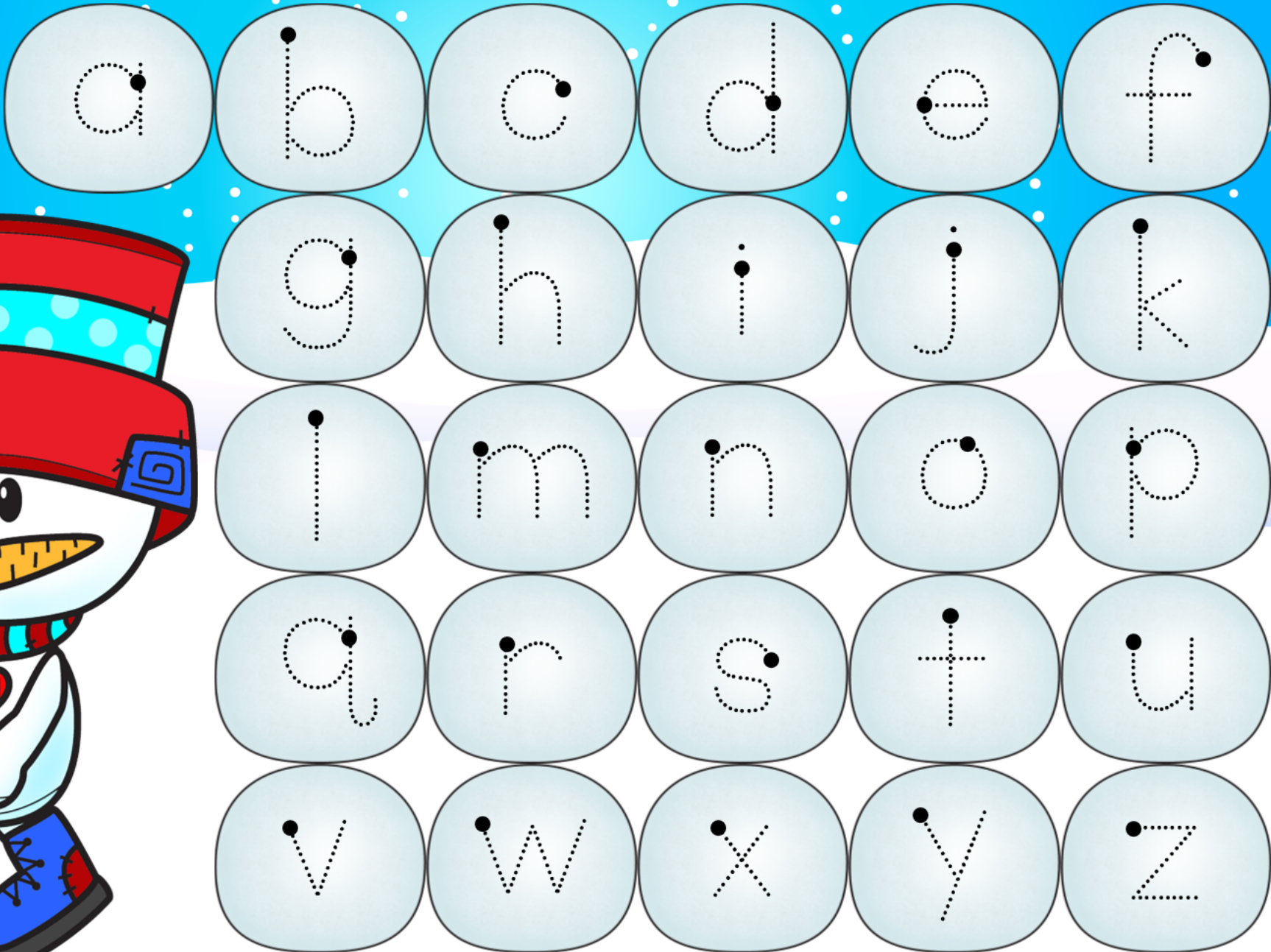
POLAR ANIMALS

Fun pretend play printables for dramatic play centers!



Instructions – Read the letters by singing the alphabet song. Then trace the letters with an erasable marker. You could also match magnetic letters to each letter.

Lower case letters



Instructions – Read the letters by singing the alphabet song. Then trace the letters with an erasable marker. You could also match magnetic letters to each letter.


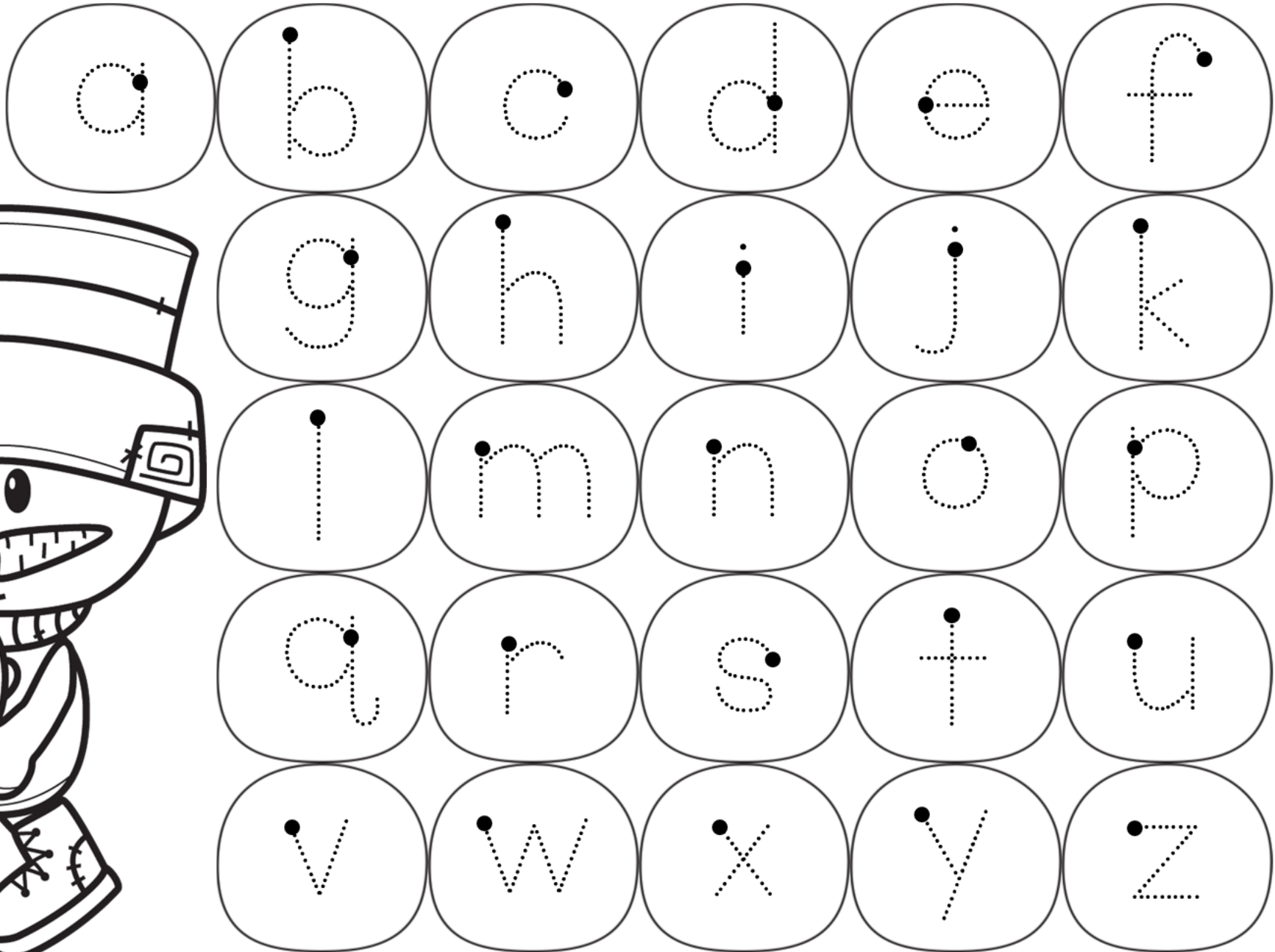
Upper case letters

A	B	C	D	E	F
G	H	I	J	K	
L	M	N	O	P	
Q	R	S	T	U	
V	W	X	Y	Z	



Instructions – Read the letters by singing the alphabet song. Then trace the letters with an erasable marker. You could also match magnetic letters to each letter.


Lower case letters



Instructions – Read the letters by singing the alphabet song. Then trace the letters with an erasable marker. You could also match magnetic letters to each letter.


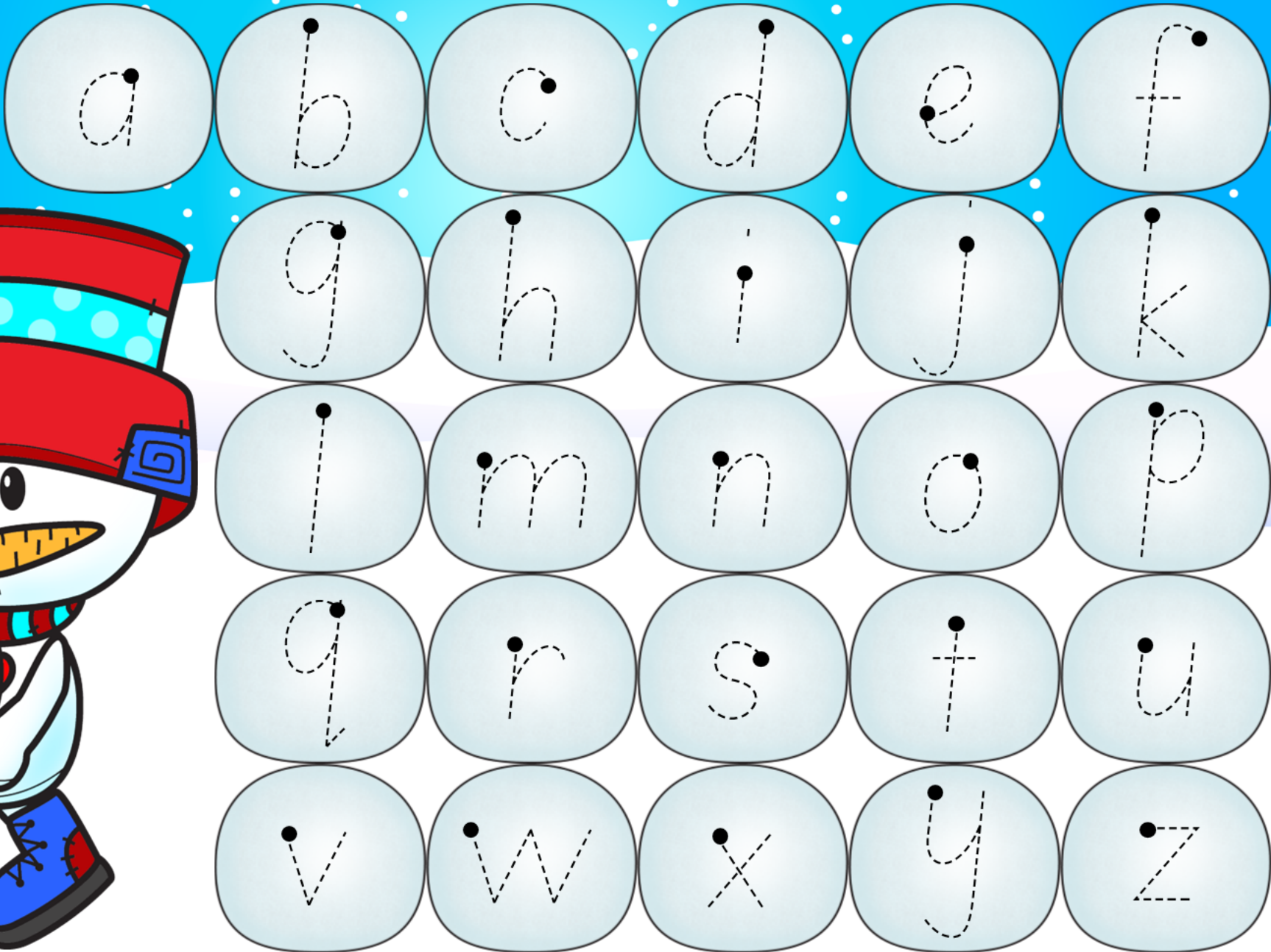
Upper case letters

A	B	C	D	E	F
G	H	I	J	K	
L	M	N	O	P	
Q	R	S	T	U	
V	W	X	Y	Z	



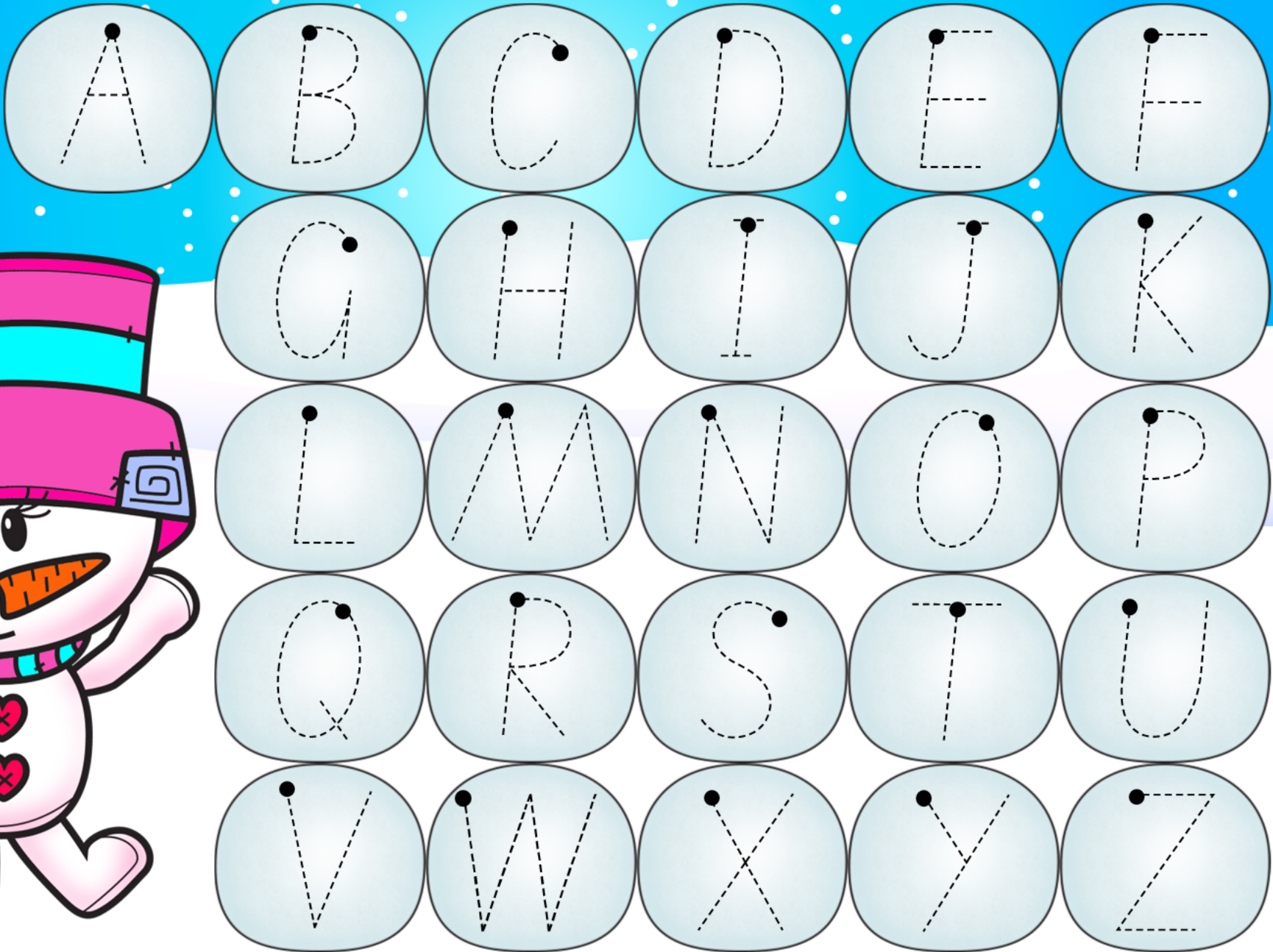
Instructions – Read the letters by singing the alphabet song. Then trace the letters with an erasable marker. You could also match magnetic letters to each letter.

Lower case letters




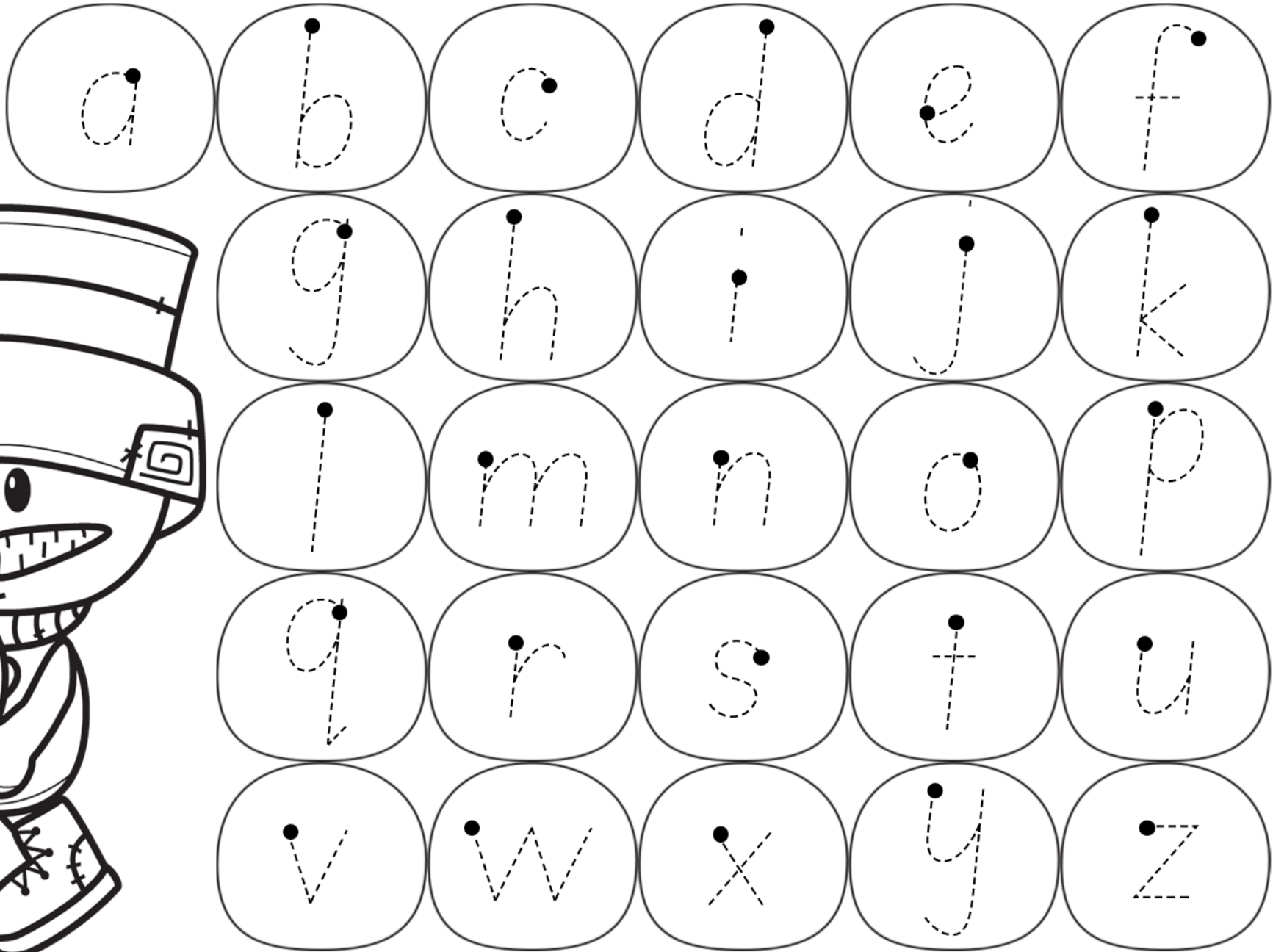
Instructions – Read the letters by singing the alphabet song. Then trace the letters with an erasable marker. You could also match magnetic letters to each letter.

Upper case letters



Instructions – Read the letters by singing the alphabet song. Then trace the letters with an erasable marker. You could also match magnetic letters to each letter.

Lower case letters



Instructions – Read the letters by singing the alphabet song. Then trace the letters with an erasable marker. You could also match magnetic letters to each letter.

Upper case letters

A	B	C	D	E	F
G	H	I	J	K	
L	M	N	O	P	
Q	R	S	T	U	
V	W	X	Y	Z	

