




SPACE SYLLABLES

SORTING ACTIVITY



Fairy Poppins



Thank you so much for supporting Fairy Poppins. It brings me great joy to create resources that are helpful to you and your students.
Happy teaching! Rosey

Did you know I have a blog with additional freebies and resources?


fairypoppins.com

★ [Follow Me](#) on TpT and join my email list to receive updates!



Questions, Concerns or Technical Help

Please contact me [here](#) via the Q & A section of my TpT store.



Credits



Grafos




Terms of Use

- You are entitled to a single user license to use this copyrighted resource for teaching purposes in your classroom. This includes special permission for distance learning, if it is accessible to only your students or their parents via a password secured login (i.e. Google Classroom, Seesaw, Boom Learning).
- Please do not share this resource on any shared drive or other online platform accessible to people other than yourself or your co-teacher if sharing a class (i.e. School shared drive, Facebook groups, Reddit, Wiki site, virtual hangouts for teachers to name a few).
- If a friend or colleague who is not co-teaching your students requests to use this resource, and you have not purchased a multiple user license, please direct them to my TpT store to purchase their own copy.
- You may not resell / redistribute / recreate / use or share this resource (or the graphics) in whole or in part for any reasons.
- This resource is copyright protected under the Digital Millennium Act.
- You can share photos of my resources in action on Instagram by tagging me @fairypoppinsdotcom.

Instructions



- Print on cardstock or laminate for durability.
- Lay out the three syllable rocket mats and place the picture cards in a pile.
- Choose one picture card at a time and say what it is.
- Get the children to show the number of syllables using a strategy such as clapping or body beats (e.g. 1st syllable hands on head, 2nd syllable hands on shoulders, 3rd syllable hands on waist etc.).

My Blog

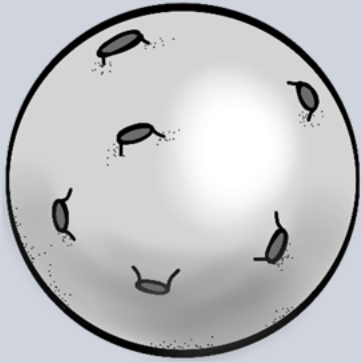


Other Resources You May Like

Click on the pictures to find out more.







© Fairy Poppins

moon



© Fairy Poppins

star




© Fairy Poppins

chair



© Fairy Poppins

book



© Fairy Poppins

sun



© Fairy Poppins

dog




© Fairy Poppins

clock




© Fairy Poppins

snail



© Fairy Poppins

rocket



© Fairy Poppins

planet



© Fairy Poppins

tissue



© Fairy Poppins

spaceship




© Fairy Poppins

window



© Fairy Poppins

zebra




© Fairy Poppins

robot



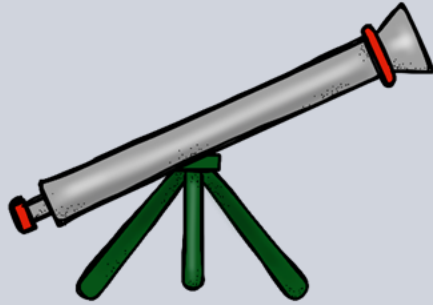
© Fairy Poppins

fairy




© Fairy Poppins

astronaut




© Fairy Poppins

telescope




© Fairy Poppins

elephant



© Fairy Poppins

camera



© Fairy Poppins

dinosaur




© Fairy Poppins

umbrella



© Fairy Poppins

volcano



© Fairy Poppins

triangle