




VALENTINE'S DAY

NUMBER FORMATION MATS



 Writing Numbers 1-20 

1	2	3	4	5
6	7	8	9	10
11	12	13	14	15
16	17	18	19	20

© Fairy Poppins



Thank you so much for supporting Fairy Poppins. It brings me great joy to create resources that are helpful to you and your students.
Happy teaching! Rosey

Did you know I have a blog with additional freebies and resources?


fairypoppins.com

★ [Follow Me](#) on TpT and join my email list to receive updates!



Questions, Concerns or Technical Help

Please contact me [here](#) via the Q & A section of my TpT store.



Credits



Kimla Designs



Terms of Use

- You are entitled to a single user license to use this copyrighted resource for teaching purposes in your classroom. This includes special permission for distance learning, if it is accessible to only your students or their parents via a password secured login (i.e. Google Classroom, Seesaw, Boom Learning).
- Please do not share this resource on any shared drive or other online platform accessible to people other than yourself or your co-teacher if sharing a class (i.e. School shared drive, Facebook groups, Reddit, Wiki site, virtual hangouts for teachers to name a few).
- If a friend or colleague who is not co-teaching your students requests to use this resource, and you have not purchased a multiple user license, please direct them to my TpT store to purchase their own copy.
- You may not resell / redistribute / recreate / use or share this resource (or the graphics) in whole or in part for any reasons.
- This resource is copyright protected under the Digital Millennium Act.
- You can share photos of my resources in action on Instagram by tagging me @fairypoppinsdotcom.

Instructions

- Print and laminate the number mats. You can choose from the numbers 1 to 10 or 1 to 20.
- Provide the children with some erasable markers. Regular washable markers wipe off easily with a damp cloth.
- Instruct the children to start on the dot and trace all of the numbers.
- When the children have finished, you can extend their learning by asking them to read the numbers forwards or backwards.

My Blog



Scan QR Code to find
more useful resources

Other Resources You May Like

Click on the pictures to find out more.



Valentine's Literacy Centers

Literacy activities for syllables, rhyming, alphabet, CVC words & more!



CUPID'S CORNER

Pretend play printables for a Valentine's Day dramatic play center!



Valentine's Day Math Centers

Math activities to learn comparing numbers, addition, subtraction & more!



Writing Numbers 1-10



1

2

3

4

5

6

7

8

9

10



Writing Numbers 1-10



1

2

3

4

5

6

7

8

9

10



Writing Numbers 1-10



1

2

3

4

5

6

7

8

9

10



Writing Numbers 1-20



1	2	3	4	5
6	7	8	9	10
11	12	13	14	15
16	17	18	19	20



Writing Numbers 1-20



1	2	3	4	5
6	7	8	9	10
11	12	13	14	15
16	17	18	19	20



Writing Numbers 1-20



1	2	3	4	5
6	7	8	9	10
11	12	13	14	15
16	17	18	19	20